



Case study 4

Mecklenburg-Western Pomerania



1995
▶ 2020

ecologic
institute

25 years of science and policy for a sustainable world

This case study was authored by **Isabel Haase** from the Ecologic Institute.

Photo by [Matthias Pens](#) on [Unsplash](#)

Mecklenburg-Western Pomerania (Mecklenburg-Vorpommern), Germany



GDP per capita	€28,590 (2020)
Population	1,609,675 (2018)
Population density	69/km ²
Unemployment rate	7.9%
People at risk of poverty or social exclusion	23.2% (Eurostat)
Share of renewable energy (% of gross final energy consumption)	39%
Total installed RES capacity	5,796 MW (2017)
Employment in RES	2.7% (direct & indirect 2016)

1. A BRIEF OVERVIEW OF THE GERMAN CONTEXT

1.1 Germany's socio-economic conditions

Germany is a highly industrialised country with the European Union's biggest economy. Its nominal GDP per capita was 40,120 Euro in 2020, the 8th highest out of all Member States, about 10,000 Euro more than the European average. The German GDP continuously increased in the years between 2010 and 2019, by 1.9% on average¹. Moreover, only 5.9% of the active population were unemployed in 2020. The share has been continuously declining in the last ten years, with the exception of a slight increase in 2020 due to the COVID-19 pandemic.²

Despite the strength of its economy, Germany has a relatively high income inequality (ranking 16th in the EU when measured by Gini coefficient) and comparatively low social mobility. The Programme for International Student Assessment (PISA) study, which evaluates education systems in a variety of countries, found that, in Germany, the influence of the parent's socioeconomic

¹ Eurostat (2021). Gross domestic product at market prices. Data code: tec00001. URL: <https://ec.europa.eu/eurostat/web/products-datasets/-/tec00001>. Accessed on: 04.05.2021.

² Destatis (2020). Arbeitsmarktstatistik der Bundesagentur für Arbeit. Bundesagentur für Arbeit. URL: <https://www-genesis.destatis.de/genesis//online?operation=table&code=13211-0001&bypass=true&levelindex=1&levelid=1621320788443#abreadcrumb>. Accessed on: 04.05.2021.

background on academic performance is bigger than the surveyed countries' average.³

The conservative party Christian Democratic Union (CDU) and the Christian Social Union (CSU) under Chancellor Angela Merkel have governed Germany in varying coalitions since 2005. However, federal elections in autumn 2021 will bring a change in administration, as Angela Merkel will not be running for office again.⁴

1.2 Renewable energy deployment in Germany

Germany has a comparatively high share of renewables in its electricity mix: Renewable energies generated 47% of electricity in 2020, the highest individual share of any energy source being wind with 26%⁵. However, at about 19%, the share of renewables in total energy in final energy consumption is considerably lower.⁶ There are significant regional disparities: while the North of Germany has a very high share of renewables, especially because of wind energy, the South's share is markedly lower, with its renewable market being dominated by solar, hydro and biomass.⁷ This leads to a skewed balance, with the North oftentimes producing high amounts of renewable electricity and the South consuming a large share of it.⁸

³ OECD (2018). Programme for international Student Assessment (PISA). Equity in Education: Breaking Down Barriers to Social Mobility – Germany. URL: <https://www.oecd.org/pisa/Equity-in-Education-country-note-Germany.pdf>.

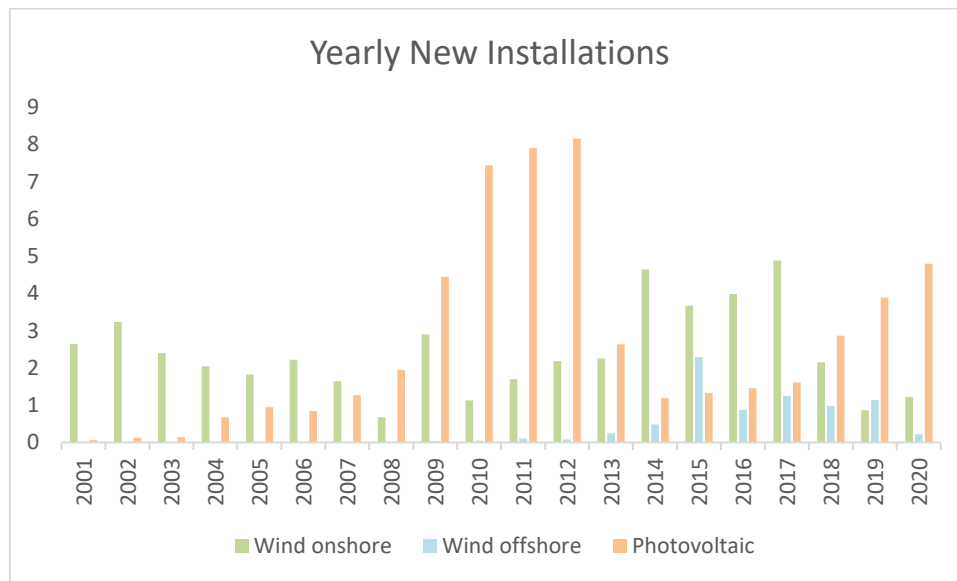
⁴ Le Blond, J.(2018). German chancellor Angela Merkel will not seek re-election in 2021. The Guardian. URL: <https://www.theguardian.com/world/2018/oct/29/angela-merkel-wont-look-for-re-election-as-cdu-party-leader>. Accessed on: 04.05.2021.

⁵ Destatis (2021). Stromerzeugung 2020: 5,9% weniger Strom ins Netz eingespeist als 2019 – Windkraft löst Kohle als wichtigsten Energieträger ab – Anteil der erneuerbaren Energien steigt auf 47%. URL: https://www.destatis.de/DE/Presse/Pressemitteilungen/2021/03/PD21_101_43312.html;jsessionid=4C15A9041BAA721FAF4E7864810BDB8C.live721. Accessed on: 04.05.2021.

⁶ Arbeitsgruppe Erneuerbare Energien-Statistik (AGEE-Stat) (2021). Entwicklung der erneuerbaren Energien in Deutschland im Jahr 2020. *Bundesministerium für Wirtschaft und Energie*. URL: https://www.erneuerbare-energien.de/EE/Navigation/DE/Service/Erneuerbare_Energien_in_Zahlen/Entwicklung/entwicklung-der-erneuerbaren-energien-in-deutschland.html. Accessed on: 04.05.2021.

⁷ Umweltbundesamt (2016). Strommix in Deutschland. URL: <https://www.umweltbundesamt.de/bild/strommix-in-deutschland>. Accessed on: 04.05.2021.

⁸ Gailing, L. (2015). Energiewende als Mehrebenen-Governance. *Nachrichten der ARL*, 45(2), 7-10. URL: https://shop.arl-net.de/media/direct/pdf/nachrichten/2015-2/NR2-2015_Gailing_S7-10_online.pdf.

Figure 1: Annual renewable energy installations in Germany

Source: Own presentation based on Arbeitsgruppe Erneuerbare Energien (2021)⁹

While the German energy transition (*'Energiewende'*) was once role model for its innovativeness and speed, the uptake of renewables has not met expectations, the deployment of wind energy has even stalled (see **Figure 1**). This is mainly attributed to the change of the incentive structure of the Renewable Energy Act (*'Erneuerbare-Energien-Gesetz EEG'*, original version is from 2000)¹⁰ to an auctioning system, which impedes smaller suppliers from participating and puts a de-facto cap on the amount of big-scale renewables that can be deployed,¹¹ complex licensing procedures, as well as increasing local opposition and lawsuits blocking building permits.¹²

⁹ Arbeitsgruppe Erneuerbare Energien-Statistik (AGEE-Stat) (2021). Zeitreihe zur Entwicklung der erneuerbaren Energien in Deutschland. Bundesministerium für Wirtschaft und Energie. URL: https://www.erneuerbare-energien.de/EE/Navigation/DE/Service/Erneuerbare_Energien_in_Zahlen/Zeitreihen/zeitreihen.html. Accessed on: 04.05.2021.

¹⁰ Rueter, G. (2019). Dramatischer Einbruch beim Windausbau: Was läuft schief in Deutschland?. *Deutsche Welle*. URL: <https://www.dw.com/de/dramatischer-einbruch-beim-windausbau-was-l%C3%A4uft-schief-in-deutschland-eeg-windkraft-erneuerbare/a-49076585>. Accessed on: 04.05.2021.

¹¹ Schade, N. (2021). Der Windkraftausbau stockt massiv. *Tagesschau*. URL: <https://www.tagesschau.de/investigativ/swr/deutschland-windkraft-ausbau-101.html>. Accessed on: 04.05.2021.

¹² Witsch, K., Stratmann, K.(2019). Ausbau der Windkraft bricht ein – Der Neubau von Windrädern ist im Jahresvergleich um 82% gesunken. Die Branche klagt über Genehmigungsstau und fordert einen

1.3 Political governance structures regarding the deployment of renewable energies in Germany

The central legislative instrument for the uptake of renewable energies in electricity is the EEG, which regulates the incentive structure as well as the indicative trajectory for the installation of renewables.¹³

The EEG defines the main policy instruments to regulate and incentivise renewable energy uptake. Those have largely shifted from fixed feed-in-tariffs to auctions, with the most recent amendments of the regulation being in 2017 and 2021. Energy producers wanting to install renewable energy plants (biomass, photovoltaic (PV), wind onshore and offshore) have to participate in auctions in order to be able to connect to the grid and receive a guaranteed support level. Small onshore wind, PV and biomass plants can still receive a feed-in-tariff, if their installed capacity is below a certain threshold value (750 kW for PV, 150 kW for Biomass, 750 kW for wind onshore).¹⁴

The EEG furthermore sets the target of achieving a share of 65% renewable energies in electricity generation by 2030. Within the EU's Renewable Energy Directive, the target share in gross final energy consumption – i.e. for all energy consumption including transport and heat – was set at 30%. Both targets have been confirmed and elaborated through the country's National Energy and Climate Plan (NECP).¹⁵ Additionally, the Climate Protection Law of 2019 specified CO₂ reduction targets of the energy sector from 61-62% compared to 1990 levels by 2030¹⁶ on the basis of the Climate Protection Programme 2050.¹⁷ In May 2021, however, in the aftermath of a landmark decision by Germany's constitutional court in favour of stronger climate protection, the federal government announced an increase in total emission reduction targets from 55% to 65% by 2030 and a

Krisengipfel. *Handelsblatt*. URL: <https://www.handelsblatt.com/unternehmen/energie/erneuerbare-energien-ausbau-der-windkraft-bricht-dramatisch-ein/24696524.html?ticket=ST-6744000-10FRiQcrZ9F3fFLKdcKf-ap1>. Accessed on: 04.05.2021.

¹³ Gesetz für den Ausbau erneuerbarer Energien (Erneuerbare-Energien-Gesetz – EEG 2021). (2021). URL: https://www.gesetze-im-internet.de/eeg_2014/BJNR106610014.html.

¹⁴ Gesetz für den Ausbau erneuerbarer Energien (Erneuerbare-Energien-Gesetz – EEG 2021). (2021). URL: https://www.gesetze-im-internet.de/eeg_2014/BJNR106610014.html.

¹⁵ Bundesministerium für Wirtschaft und Energie (2020). Nationaler Energie- und Klimaplan (NECP). URL: <https://www.bmwi.de/Redaktion/DE/Textsammlungen/Energie/necp.html>.

¹⁶ Bundes-Klimaschutzgesetz (KSG) (2019). URL: <https://www.gesetze-im-internet.de/ksg/index.html>.

¹⁷ Bundesministerium für Umwelt, Naturschutz und nukleare Sicherheit (2016). Der Klimaschutzplan 2050 – Die deutsche Klimaschutzlangfriststrategie. URL: <https://www.bmu.de/themen/klima-energie/klimaschutz/nationale-klimapolitik/klimaschutzplan-2050/#c8420>

long-term goal to achieve climate neutrality by 2045 instead of 2050.¹⁸ It remains to be seen how this change will affect the specific targets for the energy sector.

The legislative powers in the energy sector are almost exclusively located at federal level, as the energy policy is part of the so-called 'concurrent legislation', meaning federal law has the prerogative over state law. This is especially relevant for the electricity sector, where the parliament at federal level decides on the regulatory framework for both renewables and conventional energy technologies. Nevertheless, federal states also have some competences, mainly in regard to spatial planning, local energy supply, energy efficiency, district heating and heating in general.¹⁹ Thus, federal and state level governance differs. While federal regulation is ubiquitous, federal states focus on spatial factors regarding the installation of renewables, such as nature conservation sites, minimum distance requirements from residential areas and conflict management with residents.²⁰ It is important to note, however, that the North Sea and Baltic Sea constitute limits to these competencies, as their spatial development plan has been developed on federal level.²¹

Apart from state regulations, federal states have the possibility to influence national policy making through the German Federal Councils ('*Bundesrat*'). This option is limited, however, as the amendments of the EEG only allow for a suspensive veto.²²

¹⁸ Deutsche Welle (2021). Bundesregierung schärft Klimaziele deutlich nach. URL: <https://www.dw.com/de/bundesregierung-sch%C3%A4rft-klimaziele-deutlich-nach/a-57439326>. Accessed on: 05.05.2021.

¹⁹ Münzner, M. (2014). Energie und Klima Ländersache?. *Rescriptum. (Münchner Studentische Rechtszeitschrift)*, (1), 47. URL: http://www.rescriptum.org/Aufs%C3%A4tze/2014_1_047_Muenzner.pdf.

²⁰ Gailing, L. (2015). Energiewende als Mehrebenen-Governance. *Nachrichten der ARL*, 45(2), 7-10. URL: https://shop.arl-net.de/media/direct/pdf/nachrichten/2015-2/NR2-2015_Gailing_S7-10_online.pdf.

²¹ Bundesamt für Seeschifffahrt und Hydrographie. Meeresraumplanung. URL: https://www.bsh.de/DE/THEMEN/Offshore/Meeresraumplanung/meeresraumplanung_node.html. Accessed on: 05.05.2021.

²² Wenz, N. (2021). Die Governance der Energietransformation von Deutschland und Österreich im Vergleich. URL: https://tuprints.ulb.tu-darmstadt.de/11674/1/Dissertation_Wenz.pdf

2. MECKLENBURG-WESTERN POMERANIA'S SOCIO-ECONOMIC DEVELOPMENT AND RENEWABLE ENERGY DEPLOYMENT

2.1 Mecklenburg-Western Pomerania's socio-economic conditions

There are significant regional disparities in Germany. Especially the federal states that formerly belonged to the German Democratic Republic (GDR) are still struggling to bring their economic development up to speed with former West Germany. The average income with equal qualification in the eastern and western parts of the country still differs by 17%²³ and unemployment is generally higher in the eastern part.²⁴ Low economic opportunity caused a wave of domestic migration from the former GDR into former West Germany after reunification in 1990. Especially younger people left, leading to the remaining population being considerably older on average. As a consequence, the workforce is smaller than in the West.²⁵ As Mecklenburg-Western Pomerania is part of the former GDR, it is also part of this dynamic.

Mecklenburg-Western Pomerania is a coastal state in the northeast of Germany, located by the Baltic Sea. Its landscape is characterized by hilly lowlands, a great variety of peatlands and the Mecklenburg Lake District, which makes up a major part of the state. Due to the ecological value of its ecosystems, almost a third of Mecklenburg-Western Pomerania is under some form of nature protection.²⁶

At the end of 2019, 1.6 million people lived in Mecklenburg-Western Pomerania in an area of 23,300 km², (population density of 69/km²) making it the least

²³ Lübker, M. (2019). Beschäftigte im Osten verdienen bei gleicher Qualifikation 17% weniger als im Westen – Geringe Tarifbindung wichtiger Grund. URL: <https://www.boeckler.de/de/pressemitteilungen-2675-beschaefigte-im-osten-verdienen-bei-gleicher-qualifikation-17-prozent-weniger-als-im-18622.htm>. Accessed on: 05.05.2021.

²⁴ Destatis (2021). Konjunkturindikatoren – Registrierte Arbeitslose und Arbeitslosenquote nach Gebietsstand. URL: <https://www.destatis.de/DE/Themen/Wirtschaft/Konjunkturindikatoren/Lange-Reihen/Arbeitsmarkt/lrarb003ga.html;jsessionid=6B490D9A8EE78CF5FA1197FD2A9F63B4.live742>. Accessed on: 05.05.2021.

²⁵ Destatis (2019). Koordinierte Bevölkerungsvorausberechnung nach Bundesländern. URL: <https://service.destatis.de/laenderpyramiden/>. Accessed on: 06.05.2021.

²⁶ Tourismusverband Mecklenburg-Vorpommern e.V. (2021). Geographische Daten. URL: <https://www.tmv.de/geografische-daten/>. Accessed on: 06.05.2021.

densely populated state in Germany.²⁷ After the emigration of a big part of its workforce after the reunion with former West Germany, Mecklenburg-Western Pomerania has experience net immigration since 2013. However, the population is still shrinking, as the death rate exceeds the birth rates, an effect that is not compensated for by migration.²⁸ Hence, an analysis of Mecklenburg-Western Pomeranians' economic conditions found an already noticeable lack of skilled workers is likely to worsen in the future.²⁹ This was corroborated by another study, which estimated that in the first semester of 2019, 40% of qualified positions could not be filled in; with smaller companies being more affected. The highest percentage was observed in the building sector and manufacturing industries. Overall, the share seems to be stagnating at a high level.³⁰

Mecklenburg-Western Pomerania has a comparatively weak economy. With a nominal GDP of 46 million in 2020, it constitutes just 1.4% of Germany's GDP. Its GDP per capita is 28,590 Euro which is more than 10,000 Euro lower than the German average. Correspondingly, unemployment has exceeded the German mean since reunification. However, while around the year 2000 approximately 20% of Mecklenburg-Western Pomeranians were unemployed, this number has significantly dropped, to 7.9% in 2020³¹.

²⁷ Destatis (2020). Bundesländer mit Hauptstädten nach Fläche, Bevölkerung und Bevölkerungsdichte am 31.12.2019. URL: <https://www.destatis.de/DE/Themen/Laender-Regionen/Regionales/Gemeindeverzeichnis/Administrativ/02-bundeslaender.html>. Accessed on: 06.05.2021.

²⁸ Regierungsportal Mecklenburg-Vorpommern (2021). Daten und Fakten zur demografischen Entwicklung in Mecklenburg-Vorpommern. URL: <https://www.regierung-mv.de/Landesregierung/stk/Themen/Demografischer-Wandel/Daten-und-Fakten/>. Accessed on: 06.05.2021.

²⁹ Alecke, B. (2014) Sozioökonomische Analyse für das OP EFRE in der Förderperiode 2014 bis 2020 des Landes Mecklenburg-Vorpommern. GEFRA -Gesellschaft für Finanz-und Regionalanalysen. URL: <https://www.europa-mv.de/serviceassistent/download?id=1619580>.

³⁰ Glettenberg, M.Arndt, O., Fischer, A., Koll, F., Komendzinski, M.-K., Stader, F. & Spalthoff, F. (2020) Bestandsaufnahme und Fortentwicklung des Gründungsökosystems im Land Mecklenburg-Vorpommern. Prognos. URL: <https://www.investorenportal-mv.de/de/aktuelle-broschueren/bestandsaufnahme-und-fortentwicklung-des-gruendungssoekosystems-in-mecklenburg-vorpommern/index.html>

³¹ Statistische Ämter des Bundes und der Länder (2021). Volkswirtschaftliche Gesamtrechnung der Länder. URL: <https://www.statistikportal.de/de/vgrdl/ergebnisse-laenderebene/bruttoinlandsprodukt-bruttowertschoepfung#alle-ergebnisse>. Accessed on: 06.05.2021.

The GDP growth rate also shows a positive trend: Between 2015 and 2020 Mecklenburg-Western Pomerania had the second highest real economic growth of all the federal states, surpassed only by Berlin.³²

Its relatively weak economy is also reflected in the state's at-risk-of-poverty rate, which is at 19.4%, and thus 3.5 percentage points higher than the German average.³³ Nevertheless, the income inequality is slightly lower than in the rest of Germany, with a Gini coefficient of 0.26 vs. 0.29 for Germany.³⁴ There is no data available on energy poverty on the state level. However, the percentage of the population affected by energy poverty in all of Germany is marginal (1.5%), which is why it is likely not a prevalent phenomenon in the region.³⁵

The comparison of the economic sectoral division of Germany and Mecklenburg-Western Pomerania shows several differences (see **Figure 2**): the service sector of the northern state is considerably bigger than in the rest of Germany, mainly due to the larger public sector. The share of the manufacturing sector is about 30% smaller than in the rest of Germany, whereas the share of agriculture, fishery and forestry is almost four times higher.³⁶ Historically, the Mecklenburg-Western Pomeranian economy has been dominated by agriculture; while its economic weight has been declining since reunification, the manufacturing of agricultural products is still very important to the region.³⁷ Two sectors that stand out are the

³² Statistische Ämter des Bundes und der Länder (2021). Volkswirtschaftliche Gesamtrechnung der Länder. URL: <https://www.statistikportal.de/de/vgrdl/ergebnisse-laenderebene/bruttoinlandsprodukt-bruttowertschoepfung#alle-ergebnisse>. Accessed on: 06.05.2021.

³³ Statistische Ämter des Bundes und der Länder (2021). Sozialberichterstattung – Einkommensarmut und –verteilung. URL: <https://www.statistikportal.de/de/sbe/ergebnisse/einkommensarmut-und-verteilung>. Accessed on: 06.05.2021.

³⁴ Statistische Ämter des Bundes und der Länder (2021). Nachhaltigkeit – Gini-Koeffizient zur Einkommensverteilung. URL: <https://www.statistikportal.de/de/nachhaltigkeit/ergebnisse/ziel-10-weniger-ungleichheiten/gini-koeffizient-zur-einkommensverteilung>. Accessed on: 06.05.2021.

³⁵ Eurostat (2021). Population unable to keep home adequately warm by poverty status. Data code: [sdg_07_60]. URL: http://appsso.eurostat.ec.europa.eu/nui/show.do?dataset=sdg_07_60&lang=en. Accessed on: 06.05.2021.

³⁶ Statistische Ämter des Bundes und der Länder (2021). Volkswirtschaftliche Gesamtrechnung der Länder. URL: <https://www.statistikportal.de/de/vgrdl/ergebnisse-laenderebene/bruttoinlandsprodukt-bruttowertschoepfung#alle-ergebnisse>. Accessed on: 06.05.2021.

³⁷ Landeszentrale für politische Bildung Mecklenburg-Vorpommern (2018). Wirtschaft in Mecklenburg-Vorpommern. URL: <https://politik-mv.de/2018/08/07/wirtschaft-in-mecklenburg-vorpommern/>. Accessed on: 17.05.2021.

hospitality sector and the energy supply sector, whose shares are 1.5 times and 2 times higher than in the rest of Germany, respectively.³⁸

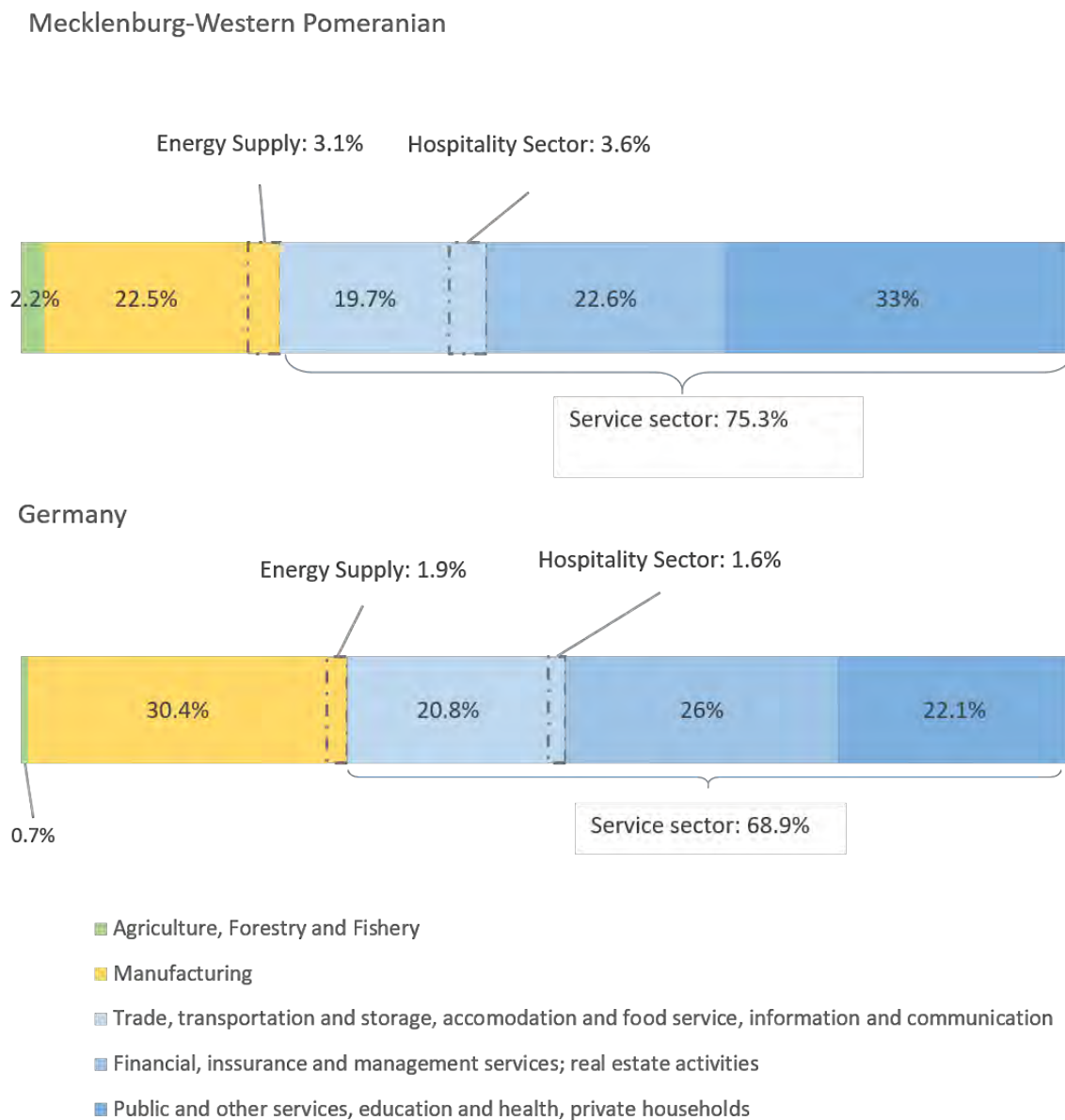
The structure of its economy is largely dominated by small and medium-sized enterprises; the major part of companies (89.1%) have up to nine employees and only 0.3% have more than 250 employees. However, there is an ever so slight increase in the amount of bigger companies: While only 168 companies with more than 250 employees existed in Mecklenburg-Western Pomeranian in 2008, their number rose to 203 in 2017.³⁹ Among the bigger enterprises are retail chains, travel companies and energy suppliers, but few industrial enterprises.⁴⁰

³⁸ Statistische Ämter des Bundes und der Länder (2021). Volkswirtschaftliche Gesamtrechnung der Länder. URL: <https://www.statistikportal.de/de/vgrdl/ergebnisse-laenderebene/bruttoinlandsprodukt-bruttowertschoepfung#alle-ergebnisse>. Accessed on: 06.05.2021.

³⁹ Destatis (2021). Unternehmen (Unternehmensregister-System): Bundesländer, Jahre, Wirtschaftszweige (Abschnitte), Beschäftigungsgrößenklassen. Data code: 52111-0003. URL: <https://www-genesis.destatis.de/genesis//online?operation=table&code=52111-0003&bypass=true&levelindex=0&levelid=1621331889208#abreadcrumb>. Accessed on: 06.05.2021.

⁴⁰ Landeszentrale für politische Bildung Mecklenburg-Vorpommern (2018). Wirtschaft in Mecklenburg-Vorpommern. URL: <https://politik-mv.de/2018/08/07/wirtschaft-in-mecklenburg-vorpommern/>. Accessed on: 17.05.2021.

Figure 2: Gross value added by sector in Mecklenburg-Western Pomerania and Germany in 2017



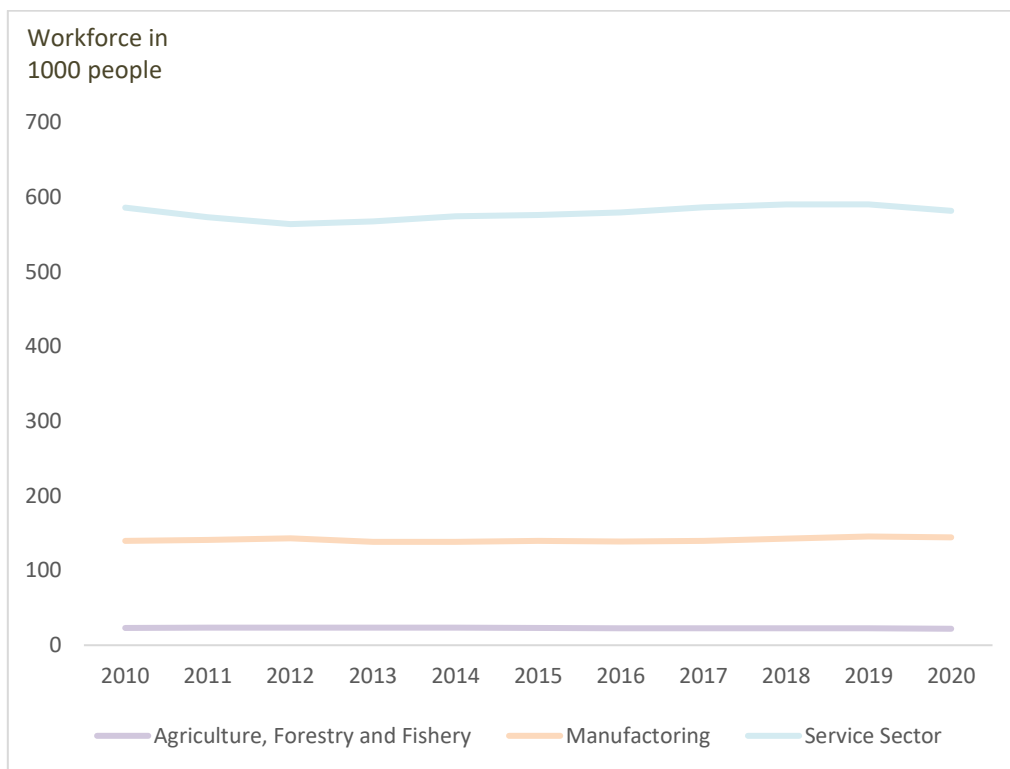
Source: Own presentation, based on data from Federal Statistical offices of the statistical offices of the Länder (2021) ⁴¹

In the distribution of the workforce, there has been relatively little change in the three main areas of the economy between 2010 and 2020 (see **Figure 3**), The

⁴¹ Statistische Ämter des Bundes und der Länder (2021). Volkswirtschaftliche Gesamtrechnung der Länder. URL: <https://www.statistikportal.de/de/vgrdl/ergebnisse-laenderebene/bruttoinlandsprodukt-bruttowertschoepfung#alle-ergebnisse>. Accessed on: 06.05.2021.

service sector employed the biggest share of the workforce with about 580,000 people in 2020, while the manufacturing sector employed 145,000 people and the agricultural, fishery and forestry sector about 22,000. The biggest change, in relative terms, happened in the agricultural, fishery and forestry sector, the workforce of which declined by 4.8% between 2010 and 2020. The manufacturing sector increased by 3.5% in the same timeframe, while the service sector declined only slightly by 0.7%. In the growing sectors energy supply and hospitality, the amount of jobs rose between 2010 and 2018 by 18.1% and 4.9%, respectively. ⁴²

Figure 3: Workforce development by economic sector in Mecklenburg-Western Pomerania



Source: Own presentation, based on data from Federal Statistical offices of the statistical offices of the Länder (2021) ⁴³

⁴² Statistische Ämter des Bundes und der Länder (2021). Volkswirtschaftliche Gesamtrechnung der Länder. URL: <https://www.statistikportal.de/de/vgrdl/ergebnisse-laenderebene/bruttoinlandsprodukt-bruttowertschoepfung#alle-ergebnisse>. Accessed on: 06.05.2021.

⁴³ Statistische Ämter des Bundes und der Länder (2021). Volkswirtschaftliche Gesamtrechnung der Länder. URL: <https://www.statistikportal.de/de/vgrdl/ergebnisse-laenderebene/bruttoinlandsprodukt-bruttowertschoepfung#alle-ergebnisse>. Accessed on: 06.05.2021.

2.2 Mecklenburg-Western Pomerania: Context for renewable energy

2.2.1 Greenhouse gas emissions and renewable energy deployment in Mecklenburg-Western Pomerania

Mecklenburg-Western Pomerania's greenhouse gas (GHG) emissions amounted to 15 461 kilotons CO_{2e} in 2016 (excl. LULUCF, agriculture and international aviation). Its per capita GHG emissions tend to be lower than the German average by about 13% in 2016. They have declined by 16% compared to 1990 levels.⁴⁴

Complete data on the sectoral split of emissions is not available. However, energy generation and Land Use, Land Use Change and Forestry (LULUCF) stand out: Emissions of primary energy generation made up 10,645 kilotons CO_{2e} in total in 2016, and have, in spite of the high share of renewables in the states' electricity generation, not been declining since 1991. The share of LULUCF in Mecklenburg-Western Pomerania is the second highest of all German states and the state is one of the few, where the sector is emitting and not capturing carbon, with 4 074 kilotons CO_{2e} emissions in 2016.⁴⁵

Mecklenburg-Western Pomerania prides itself on being on the forefront of the energy transition because of its high share of renewables in energy generation.⁴⁶ And indeed, its share of renewables in total primary energy demand was 39% in 2016, by far the highest out of all federal states.⁴⁷ Additionally, Mecklenburg-Western Pomerania was the state with the second highest increase of renewables in energy generation between 2013 and 2016.⁴⁸

In electricity consumption, the share of renewable energy was at 72%; in gross electricity generation, it was at 173%, both the highest values out of all federal

⁴⁴ Statistische Ämter des Bundes und der Länder (2020). Umweltökonomische Gesamtrechnung der Länder. URL: <https://www.statistikportal.de/de/ugrdl/ergebnisse/gase#alle-ergebnisse>. Accessed on: 17.05.2021.

⁴⁵ Statistische Ämter des Bundes und der Länder (2020). Umweltökonomische Gesamtrechnung der Länder. URL: <https://www.statistikportal.de/de/ugrdl/ergebnisse/gase#alle-ergebnisse>. Accessed on: 17.05.2021.

⁴⁶ Landesportal Mecklenburg-Vorpommern (2021). Wirtschaft und Arbeit. URL: <https://www.mecklenburg-vorpommern.de/wirtschaft-arbeit>. Accessed on: 11.05.2021.

⁴⁷ Länderarbeitskreis Energiebilanzen (2021). Energiebilanzen – Primärenergieverbrauch. URL: <http://www.lak-energiebilanzen.de/energiebilanzen/>. Accessed on: 17.05.2021.

⁴⁸ Diekmann, J., Schill W.-P., Püttner, A., Walker, M., Kirrmann, S. & Maier, M. (2019). Politikberatung kompakt Vergleich der Bundesländer: Analyse der Erfolgsfaktoren für den Ausbau der Erneuerbaren Energien 2019 – Indikatoren und Ranking. *Deutsches Institut für Wirtschaftsforschung*. URL: https://www.diw.de/de/diw_01.c.698756.de/publikationen/politikberatung_kompakt/2019_0145/vergleich_der_bundeslaender_analyse_der_erfolgsfaktoren_fue_euerbaren_energien_2019_indikatoren_und_ranking_endbericht.html.

states.⁴⁹ Thus, the state has developed into a net electricity exporter. While this is not a recent phenomenon, the extent of exports has increased in over the last few years.⁵⁰

The most relevant electricity source is wind, which constitutes 48.2% of electricity production in 2017 - 39.1% of it onshore and 9.1% offshore. Other renewable energy sources are biomass (15.6%), photovoltaic (8.1%). Non-renewable electricity sources are mainly hard coal (19.6%) and natural gas (7.9%). In comparison, in the heating sector only 21.6% of energy used for heating stems from renewables, the rest of it being primarily natural gas (65.6%) and hard coal (9.5%).⁵¹ Nevertheless, the share of renewable energy in heating is still above the German average.⁵²

The amount of renewable energy used has been continuously increasing in the last twenty years (see **Figure 4**). Nevertheless, the recent development in renewable energies is mirroring the one on the federal level: in Mecklenburg-Western Pomerania, the installation of new onshore wind energy capacity is declining in speed, albeit to a slightly lesser extent than in the rest of Germany. The combined numbers for wind, which are available for more recent years, seem to confirm this trend: while the amount of new installations peaked at 513 MW in 2017, in the years 2018 and 2019 brought only 296 MW and 286 MW of new installations, respectively.⁵³ Solar energy installation is regaining traction after a slump in the middle of the last decade, whereas the installation of additional biomass capacity has come to a hold (see **Figure 5**).

⁴⁹ Agentur für erneuerbare Energien (2021). Bundesländer-Übersicht zu Erneuerbaren Energien – Strom. URL: <https://www.foederal-erneuerbar.de/uebersicht/kategorie/strom/bundeslaender/BW%7CBY%7CB%7CBB%7CHB%7CHH%7CHE%7CMV%7CNI%7CNRW%7CRLP%7CSL%7CSN%7CST%7CSH%7CTH%7CD>. Accessed on: 11.05.2021.

⁵⁰ Agentur für erneuerbare Energien (2017). Mecklenburg-Vorpommern - Stromaustauschsaldo. URL: https://www.foederal-erneuerbar.de/landesinfo/bundesland/MV/kategorie/strom/auswahl/737-stromaustauschsaldo/sicht/diagramm/jahr/2017/ordnung/2017/#goto_737. Accessed on: 03.06.2021.

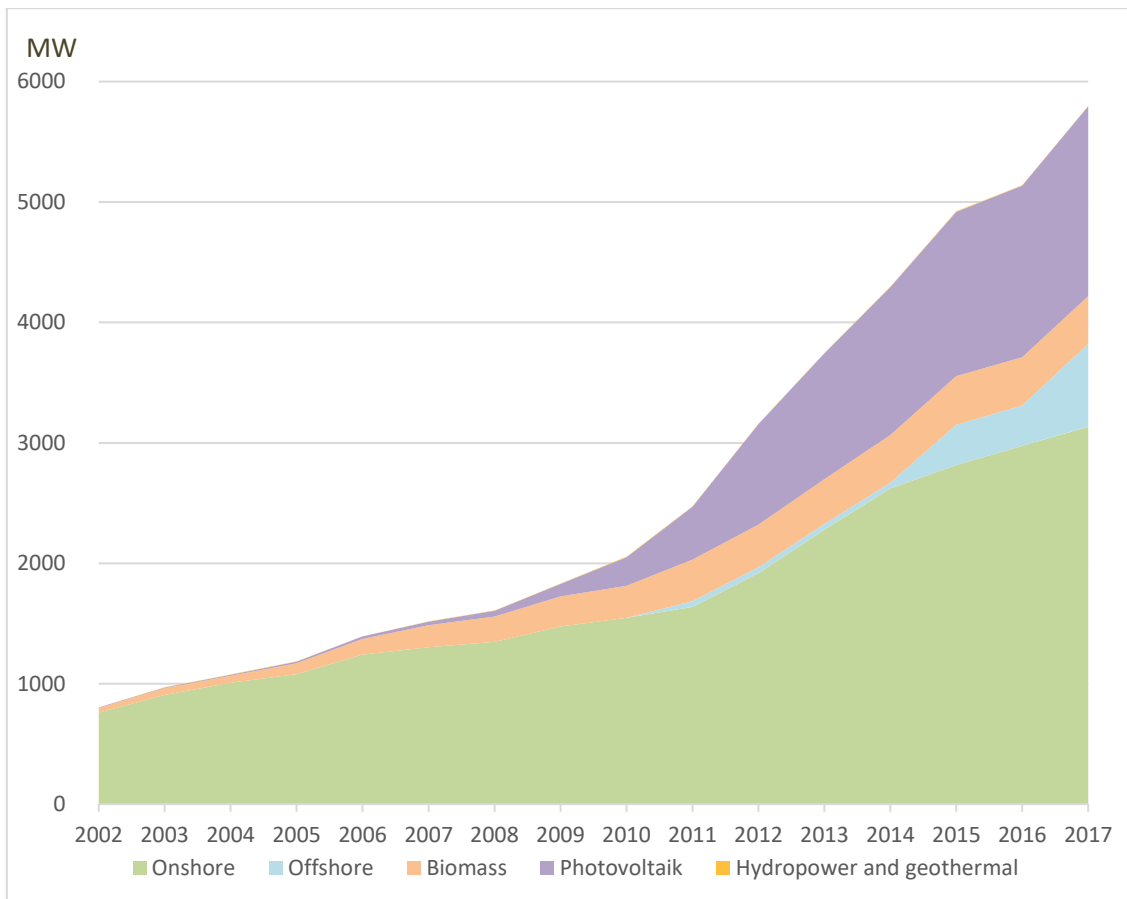
⁵¹ Statistisches Amt Mecklenburg-Vorpommern (2017). Elektrizität- und Wärmeerzeugung in Mecklenburg-Vorpommern. URL: <https://www.laiv-mv.de/Statistik/Zahlen-und-Fakten/Gesamtwirtschaft-&-Umwelt/Energie>. Accessed on: 11.05.2021.

⁵² Umweltbundesamt (2021). Energieverbrauch für fossile und erneuerbare Wärme. URL: <https://www.umweltbundesamt.de/daten/energie/energieverbrauch-fuer-fossile-erneuerbare-waerme#warmeverbrauch-und-erzeugung-nach-sektoren>. Accessed on: 12.05.2021.

⁵³ Landesamt für innere Verwaltung – Statistisches Amt (2020). Statistisches Jahrbuch 2020 – Kapitel 19: Energie. URL: <https://www.laiv-mv.de/Statistik/Ver%C3%B6ffentlichungen/Jahrbuecher/>. Accessed on: 07.06.2021.

Deviating from the federal trend, offshore installations have been increasing since the middle of the last decade in the northern states.

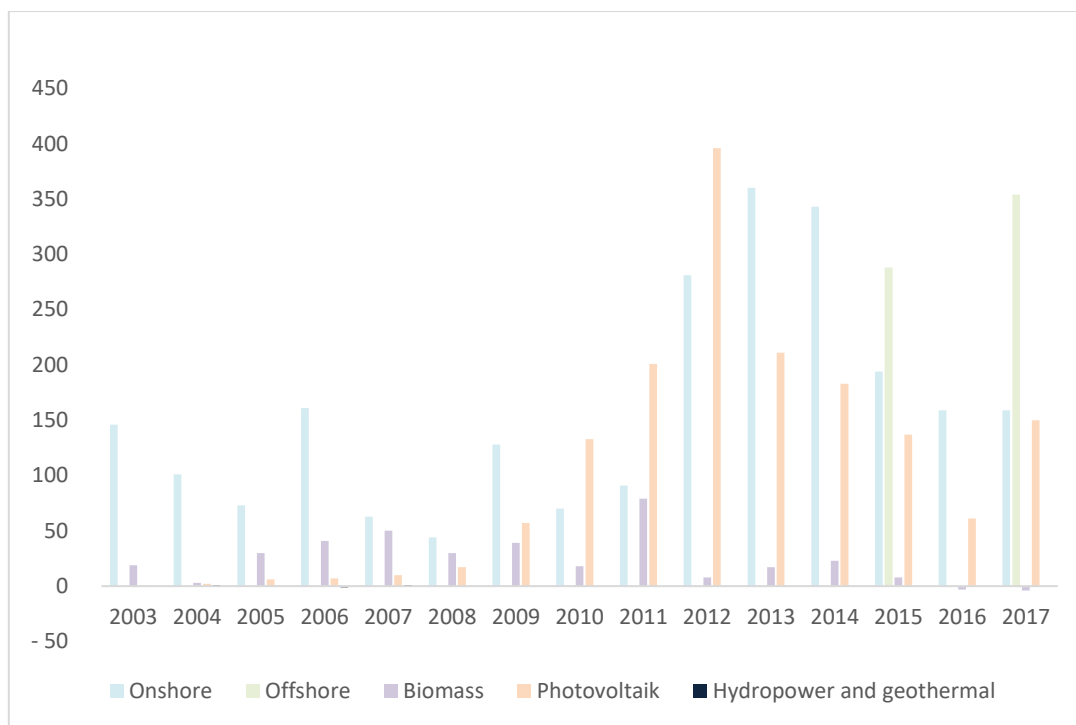
Figure 4: Installed capacity for electricity from renewables in Mecklenburg-Western Pomerania



Source: Own presentation, based on data from the Statistical Office Mecklenburg-Western Pomerania⁵⁴

⁵⁴ Statistisches Amt Mecklenburg-Vorpommern (2017). Elektrizität- und Wärmezeugung in Mecklenburg-Vorpommern. URL: <https://www.laiv-mv.de/Statistik/Zahlen-und-Fakten/Gesamtwirtschaft-&-Umwelt/Energie>. Accessed on: 11.05.2021.

Figure 5: Yearly Installed capacity for electricity from renewables in Mecklenburg-Western Pomerania

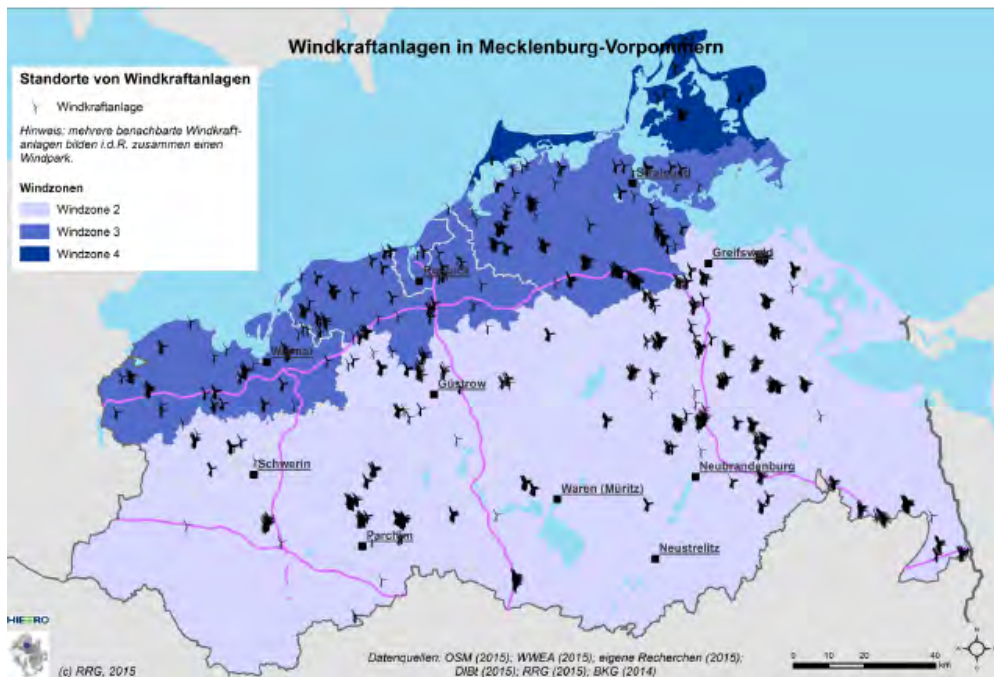


Source: own presentation, based on data from Statistical Office Mecklenburg-Western Pomerania⁵⁵

In terms of spatial distribution,

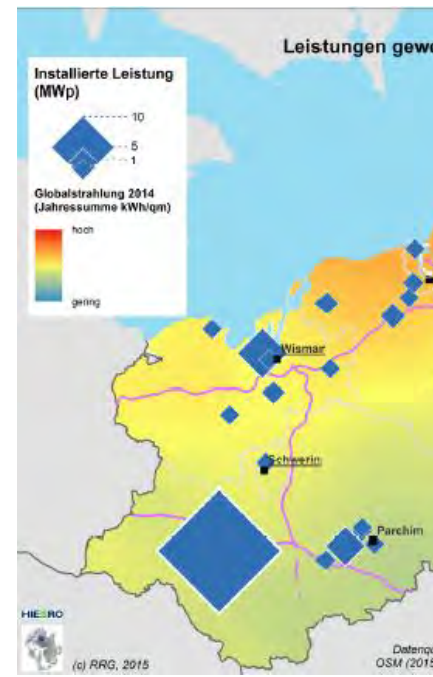
⁵⁵ Statistisches Amt Mecklenburg-Vorpommern (2017). Elektrizität- und Wärmeerzeugung in Mecklenburg-Vorpommern. URL: <https://www.laiv-mv.de/Statistik/Zahlen-und-Fakten/Gesamtwirtschaft-&-Umwelt/Energie>. Accessed on: 11.05.2021.

Figure 6: Wind power plants in Mecklenburg-Western Pomerania



Source: Laschewski, L., Peters, M., Braun, G., Warszycki, P. (2015).

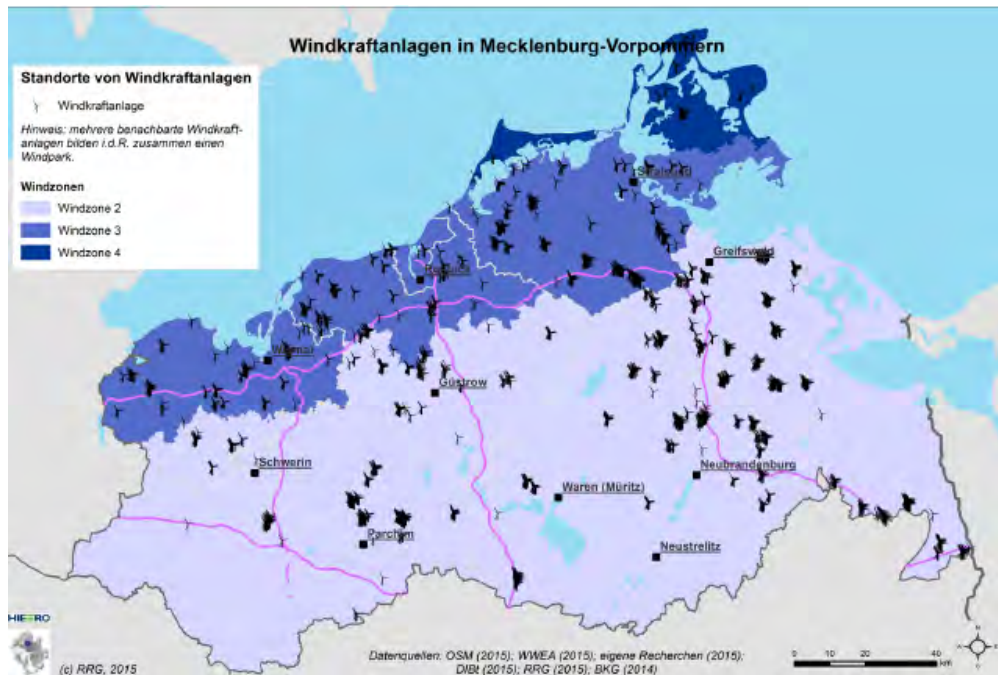
Figure 7: Solar power capacity



Source: Laschewski, L., Peters, M., B...

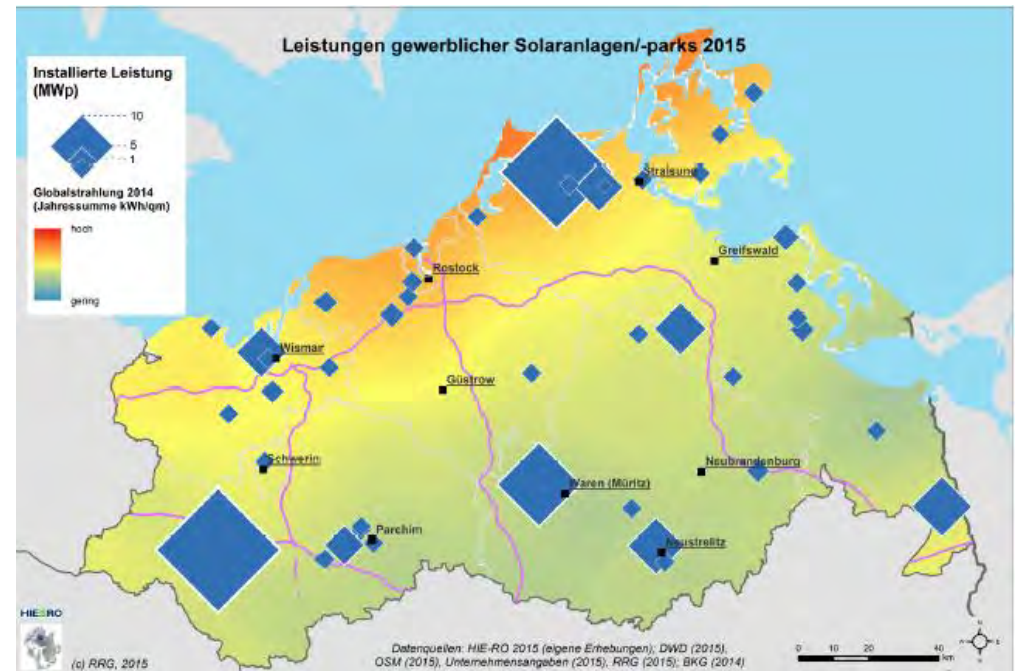
shows that wind power plants tend to cluster on the coast, while solar is more or less evenly distributed (see **Figure 7**) and biomass centers around bigger settlements (see **Figure 8**).

Figure 6: Wind power plants in Mecklenburg-Western Pomerania



Source: Laschewski, L., Peters, M., Braun, G., Warszycki, P. (2015).⁵⁶

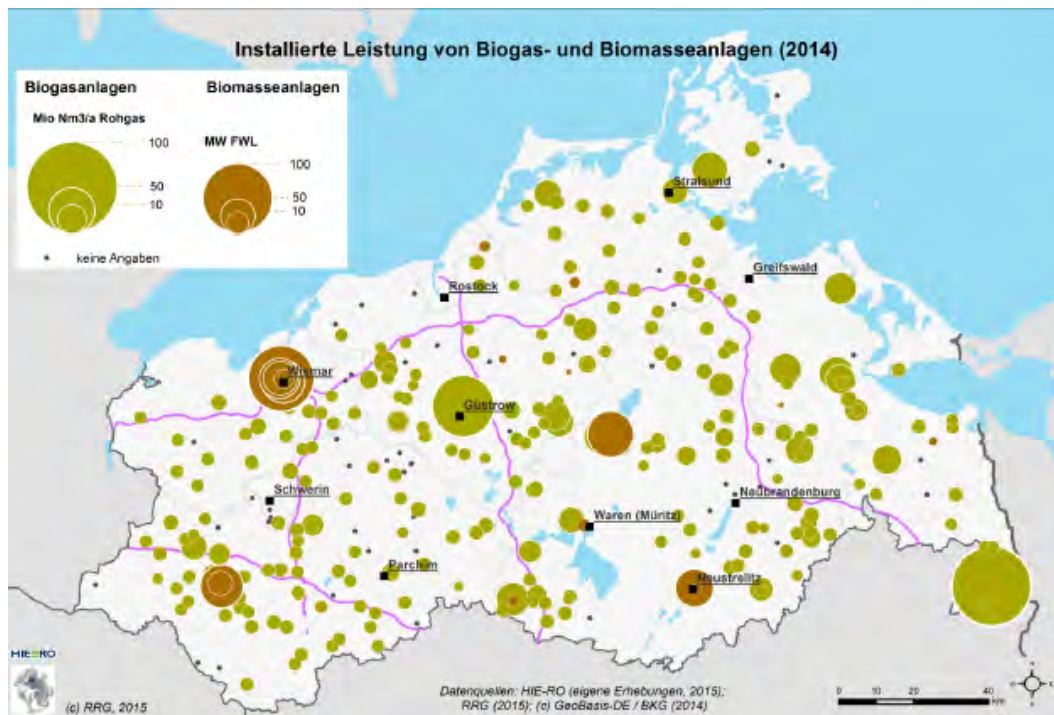
Figure 7: Solar power capacity in Mecklenburg-Western Pomerania



Source: Laschewski, L., Peters, M., Braun, G., Warszycki, P. (2015).⁵⁷

⁵⁶ Laschewski, L., Peters, M., Braun, G., Warszycki, P. (2015). Wertschöpfung im Sektor der erneuerbaren Energien – Studie zur gesamten Wertschöpfung durch die erneuerbare Energien in Mecklenburg-Vorpommern. Hanseatic Institute for Entrepreneurship and Regional Development an der Universität Rostock. Commissioned by the SPD. URL: http://www.spd-fraktion-mv.de/images/Flyer/Lang_Studie_EE_Bericht_gesamt_FINAL.pdf

⁵⁷ Laschewski, L., Peters, M., Braun, G., Warszycki, P. (2015). Wertschöpfung im Sektor der erneuerbaren Energien – Studie zur gesamten Wertschöpfung durch die erneuerbare Energien in Mecklenburg-Vorpommern. Hanseatic Institute for Entrepreneurship and Regional Development an der Universität Rostock. Commissioned by the SPD. URL: http://www.spd-fraktion-mv.de/images/Flyer/Lang_Studie_EE_Bericht_gesamt_FINAL.pdf

Figure 8: Biomass capacity in Mecklenburg-Western Pomerania

Source: Laschewski, L., Peters, M., Braun, G., Warszycki, P. (2015).⁵⁸

The most frequently cited study on the potential of renewable energies is the 'Landesatlas für erneuerbare Energien' (2011).⁵⁹ It estimates the technical potential of using renewable energy for electricity generation in Mecklenburg-Western Pomerania to be at 8,400 GWh for onshore, 13 600 GWh for offshore (considering the exclusive economic zone), 26 000 GWh for photovoltaic, 14 GWh for hydropower, 2 100 GWh for biogas, 600 GWh for biomass and 400 GWh for sewer and landfill gas. For heat production, the potential is estimated to be 7 500 GWh for geothermal, 5 600 GWh for solar thermal, 1 800 GWh for biogas and 4 100 GWh for biomass.

The authors furthermore point out that crucial for the realization of the potential are not only technical, but also economic and regulatory factors. A study by the German Institute for Economic Research (DIW) found that Mecklenburg-Western

⁵⁸ Laschewski, L., Peters, M., Braun, G., Warszycki, P. (2015). Wertschöpfung im Sektor der erneuerbaren Energien – Studie zur gesamten Wertschöpfung durch die erneuerbare Energien in Mecklenburg-Vorpommern. Hanseatic Institute for Entrepreneurship and Regional Development an der Universität Rostock. Commissioned by the SPD. URL: http://www.spd-fraktion-mv.de/images/Flyer/Lang_Studie_EE_Bericht_gesamt_FINAL.pdf

⁵⁹ Ministerium für Wirtschaft, Arbeit und Tourismus Mecklenburg-Vorpommern (2011). Landesatlas Erneuerbare Energien Mecklenburg-Vorpommern 2011. URL: http://service.mvnet.de/php/download.php?datei_id=41570.

Pomerania is using 33.2% of its potential in wind electricity generation, but just 5.5% of its photovoltaic potential.⁶⁰

2.2.2 Governance structures for renewable energy deployment in Mecklenburg-Western Pomerania

The state addressed the question of climate change early on; in 1997 it published its first concept for climate protection.⁶¹ There have been three versions of the 'Action Plan Climate Protection' so far, which list climate protection policies, including on energy efficiency and renewable energies.⁶²

The most relevant piece of legislation for the uptake of renewable energy is the state's energy concept ('*Landesenergiekonzept*') of 2015, which underlines the government's ambition of making renewables a key sector of the economy. The aim of the concept is to push the expansion of renewable energy, increase participation in decision making processes as well as economic participation, and safeguard a 'just transition'. The goal is to produce 6.5% of Germany's total energy demand, with the main focus being wind energy, which is supposed to increase to 12 TWh onshore energy generation and 8 TWh offshore generation by 2025.⁶³ Additionally, Mecklenburg-Western Pomerania joined other states in Northern Germany to pass the 'North German Hydrogen Strategy' ('*Norddeutsche Wasserstoffstrategie*'), supporting hydrogen in the region.⁶⁴

The Regional Spatial Development Programmes ('*Regionale Raumentwicklungsprogramme*, *RREP*') are key for spatial planning; they set the

⁶⁰ Diekmann, J., Schill W.-P., Püttner, A., Walker, M., Kirrmann, S. & Maier, M. (2019). Politikberatung kompakt Vergleich der Bundesländer: Analyse der Erfolgsfaktoren für den Ausbau der Erneuerbaren Energien 2019 – Indikatoren und Ranking. *Deutsches Institut für Wirtschaftsforschung*. URL: https://www.diw.de/de/diw_01.c.698756.de/publikationen/politikberatung_kompakt/2019_0145/vergleich_der_bundeslaender_analyse_der_erfolgsfaktoren_fue_euerbaren_energien_2019_indikator_en_und_ranking_endbericht.html.

⁶¹ Umweltbundesamt (2018). Regionale Anpassung in Mecklenburg-Vorpommern. URL: <https://www.umweltbundesamt.de/themen/klima-energie/klimafolgen-anpassung/anpassung-an-den-klimawandel/anpassung-auf-laenderebene/bundesland-mecklenburg-vorpommern>. Accessed on: 05.05.2021.

⁶² Ministerium für Energie, Infrastruktur und Digitalisierung Mecklenburg-Vorpommern (2020). Aktionsplan Klimaschutz Mecklenburg-Vorpommern – Teil B Klimaschutzaktionen. URL: <https://www.regierung-mv.de/serviceassistent/download?id=1621750>.

⁶³ Ministerium für Energie, Infrastruktur und Digitalisierung Mecklenburg-Vorpommern (2015). Energiepolitische Konzeption für Mecklenburg-Vorpommern. URL: <https://www.regierung-mv.de/serviceassistent/download?id=156928>

⁶⁴ Wirtschafts- und Verkehrsministerien der norddeutschen Küstenländer – Bremen, Hamburg, Mecklenburg-Vorpommern, Niedersachsen und Schleswig-Holstein (2019). Norddeutsche Wasserstoffstrategie. URL: <https://www.regierung-mv.de/serviceassistent/download?id=156928>

targets for regional development in Mecklenburg-Western Pomerania, including on energy related issues. They are based on the framework set by the States Spatial Development Programme (Landesraumentwicklungsprogramme', LEP M-V).⁶⁵ There are four regional plans: Rostock (2020)⁶⁶, Westmecklenburg (public participation process for current version still ongoing)⁶⁷, Mecklenburg Lake District (process still ongoing)⁶⁸ and Vorpommern (process still ongoing).⁶⁹ These plans determine, according to the State Planning Act ('Landesplanungsgesetz, LPlG') and in line with the Building Code ('Baugesetzbuch, BauGB'), the possible locations for onshore wind power plants ('Windeignungsgebiete'). The permission of municipalities is not necessary. Nevertheless, the municipality can veto individual permission processes, if they do not comply with regulations.⁷⁰

The Mecklenburg-Western Pomeranian government has furthermore expressed its support for the deployment of offshore power plants in the Baltic Sea, which lies in the hand of the federal government. There are currently four offshore wind parks, which pay 30 million Euro of business tax to the state of Mecklenburg-Western Pomeranian. Six more offshore wind parks are planned by 2026.⁷¹

⁶⁵ Ministerium für Energie, Infrastruktur und Digitalisierung Mecklenburg-Vorpommern (2021). Landesraumentwicklungsprogramm. URL: <https://www.regierung-mv.de/Landesregierung/em/Raumordnung/Landesraumentwicklungsprogramm/>. Accessed on: 12.05.2021.

⁶⁶ Planungsverband Region Rostock (2021). Fortschreibung RREP – Kapitel Energie einschließlich Windenergie. URL: https://www.planungsverband-rostock.de/regionalplanung/fortschreibung-energie/#endfassung_juni_2020. Accessed on: 12.05.2021.

⁶⁷ Regionaler Planungsverband Westmecklenburg (2021). Teilfortschreibung des Regionalen Raumentwicklungsprogramms Westmecklenburg, Kapitel Energie. URL: <https://www.region-westmecklenburg.de/Regionalplanung/Teilfortschreibung-RREP-WM-2011-Kap-Energie/>. Accessed on: 12.05.2021.

⁶⁸ Regionaler Planungsverband Mecklenburgische Seenplatte (2021). Teilfortschreibung. URL: <https://www.region-seenplatte.de/Regionalplanung/Teilfortschreibung-des-Regionalen-Raumentwicklungsprogrammes/>. Accessed on: 12.05.2021.

⁶⁹ Regionaler Planungsverband Vorpommern. RREP VP- Zweite Änderung Entwurf 2020. 5. Öffentlichkeitsbeteiligung zu raumbedeutsamen Abwägungsergebnissen gemäß Entwurf 2020 der zweiten Änderung des regionalen Raumentwicklungsprogramms Vorpommern (RREP VP). URL: <https://rpv-vorpommern.de/planung/planung-rrep-vp-zweite-aenderung-2020/> Accessed on: 12.05.2021.

⁷⁰ Ministerium für Energie, Infrastruktur und Digitalisierung Mecklenburg-Vorpommern (2021). Fragen und Antworten zur Energiewende. URL: <https://www.regierung-mv.de/Landesregierung/em/Energie/Fragen-und-Antworten-zur-Energiewende/>. Accessed on: 17.05.2021.

⁷¹ Ministerium für Energie, Infrastruktur und Digitalisierung Mecklenburg-Vorpommern (2021). Zehn Jahre „Baltic 1“: Offshore-Windstrom von der Ostsee ist Gewinn für Klimaschutz und M-V. URL: <https://www.regierung->

In order to increase acceptance of wind energy among the population, the government of Mecklenburg-Western Pomerania passed a 'Citizen and municipality participation law' (*'Bürger- und Gemeindenbeteiligungsgesetz'*) in the year 2016. The law determined that investors have to form a limited liability company (*'Gesellschaft mit beschränkter Haftung'*), of which a share of at least 20% has to be offered to direct neighbours of wind power plants (less than 5 km radius).⁷² This legislation has been cited as innovative example to promote public ownership. However, it also has been criticized because of the law's bureaucratic implementation, lack of public participation in the policy making and the big time span between the conflict-laden planning phase and the actual pay-out. This lag is also the reason why so far, there has been no case where the law has successfully been applied, according to a study published in 2020. Additionally, there is currently a lawsuit by wind energy companies against this legislation.⁷³ On the federal level, the most recent amendment of the EEG allows the wind energy producers to pay 0.2 ct/kwh in compensation to affected municipalities.⁷⁴ Furthermore, 70% of the business taxes go to the municipality where the wind power plant is placed, and 30% to the municipality where the company is located.⁷⁵ However, this only becomes relevant about 8-10 years after the wind power plant is installed, as this is the timeframe when most credits are paid off and the wind mill becomes profitable.⁷⁶ This, together with depreciation of assets, transfer of profits, selling of plants and the use of other possibilities of changing the

[mv.de/Landesregierung/em/Aktuell/?id=169472&processor=processor.sa.pressemitteilung](http://www.mv.de/Landesregierung/em/Aktuell/?id=169472&processor=processor.sa.pressemitteilung).

Accessed on: 13.05.2021.

⁷² Ministerium für Energie, Infrastruktur und Digitalisierung Mecklenburg-Vorpommern (2016).. URL:

<http://www.landesrecht->

[mv.de/jportal/portal/page/bsmvprod.psml?showdoccase=1&st=lr&doc.id=jlr-](http://www.landesrecht-mv.de/jportal/portal/page/bsmvprod.psml?showdoccase=1&st=lr&doc.id=jlr-)

[WindPB%C3%BCGemBGMVrahmen&doc.part=X&doc.origin=bs](http://www.landesrecht-mv.de/jportal/portal/page/bsmvprod.psml?showdoccase=1&st=lr&doc.id=jlr-WindPB%C3%BCGemBGMVrahmen&doc.part=X&doc.origin=bs).

⁷³ Eichenauer, E. & Gailing, L. (2020). Gute Bedingungen für lokale Wertschöpfung aus Windkraftanlagen – Erfahrungen und Empfehlungen. URL: https://leibniz-irs.de/fileadmin/user_upload/Transferpublikationen/IRS_Dialog_Gute_Bedingungen_Wertschoepfung_Windkraftanlagen.pdf.

⁷⁴ Gesetz für den Ausbau erneuerbarer Energien (Erneuerbare-Energien-Gesetz – EEG 2021). (2021).

URL: https://www.gesetze-im-internet.de/eeg_2014/BJNR106610014.html.

⁷⁵ Ministerium für Energie, Infrastruktur und Digitalisierung Mecklenburg-Vorpommern (2021).

Fragen und Antworten zur Energiewende. URL: [https://www.regierung-](https://www.regierung-mv.de/Landesregierung/em/Energie/Fragen-und-Antworten-zur-Energiewende/)

[mv.de/Landesregierung/em/Energie/Fragen-und-Antworten-zur-Energiewende/](https://www.regierung-mv.de/Landesregierung/em/Energie/Fragen-und-Antworten-zur-Energiewende/). Accessed on:

17.05.2021.

⁷⁶ Witzel, W. (2011). Windkraftprojekte bringen Geld in die kommunale Kasse. URL: [http://www.walter-](http://www.walter-witzel.de/Gewerbe.pdf)

[witzel.de/Gewerbe.pdf](http://www.walter-witzel.de/Gewerbe.pdf).

taxation structure, leads to the community receiving less of the share than expected.⁷⁷

Mecklenburg-Western Pomerania has been classified as a 'transitional region' by the EU commission (meaning the average income per capita is 75%-90% of the European average) and thus receives EU funding through various funds. One out of five 'priority axes' in the operational program from 2014 to 2020 is CO₂ reduction in all sectors of the economy, including the support of renewable energy deployment. In the period from 2014 to 2020, it received 967 million Euro from the European Regional Development Fund (ERDF), 384 million Euro from the European Social Fund (ESF) and 937 million Euro from the European Agricultural Fund for Rural Development (EAFRD). The ERDF also invests in renewable energy projects, mainly solar and biomass, with a total project volume of about 40 million Euro. Additionally, the ESF funding includes funding for education projects related to energy.⁷⁸ The operational programme for the funding period of 2014-2020 states that without the ERDF and the ESF, Mecklenburg-Western Pomeranians BIP would have been 0.3-0.4% lower during the funding period of 2007-2013. However, an ex-ante evaluation of the 'Climate Fund' (an initially planned instrument of the priority axis 'CO₂ reduction in all sectors of the economy') of the ERDF pointed out that the demand for climate financing has been below the German average in the previous funding period. This is attributed to the already existing funding on national level with more favourable conditions as well as the structure of the Mecklenburg-Western Pomeranian economy, which is more heavily based on SMEs. Furthermore, the lack of implementation is not primarily ascribed to lack of financing, but to the lack of technically sound concepts.⁷⁹

This can be partly confirmed by the evaluation of the ERDF's implementation. It showed that out of the targeted 12 MW additional capacity by 2023 for businesses, only 2.9MW have been installed. However, a total of 11.6 MW are

77 Salecki, Dr. Steven; Heinbach, Katharina; Hirschl, Prof. Dr. Bernd; Weidinger, Roman; Schäfer-Stradowsky, Simon; Ott, Ralf; Lehnert, Dr. Wieland; Kliem, Christine; Altröck, Dr. Martin; Umlauf, Dr. Florian; Puffe, Matthias; Seiß, Hannah; Yilmaz, Yasin; Kahle, Lisa (2020). Finanzielle Beteiligung von betroffenen Kommunen bei Planung, Bau und Betrieb von erneuerbaren Energieanlagen (FinBEE). URL:

https://www.ioew.de/publikation/finanzielle_beteiligung_von_betroffenen_kommunen_bei_planung_bau_und_betrieb_von_erneuerbaren_energieanlagen_finbee. Accessed on: 07.06.2021.

78 Das Europaportal Mecklenburg-Vorpommern. Europäischer Fonds für regionale Entwicklung. URL: https://www.europa-mv.de/foerderinstrumente/fonds_mv/efre/. Accessed on: 13.05.2021.

79 Sauerborn, K., Schulz, C. & Alm, K. (2017). Kurzfassung Endbericht Ex-ante Bewertung des Finanzinstruments „Klimaschutz-Darlehensfonds“ des EFRE Programms des Landes Mecklenburg-Vorpommern 2014-2020. Ministerium für Energie, Infrastruktur und Landesentwicklung. Taurus Eco Consulting. URL: <http://docplayer.org/64251605-Taurus-eco-consulting-gmbh-im-alten-garten-26-d-trier.html>. Accessed on: 07.06.2021.

expected by the fund's recipients by the end of the funding period. Similarly, for public infrastructure, the target was set at 1 MW until 2023, out of which 0.2 MW have been reached so far, with 0.4 MW expected by recipients.⁸⁰

An overview over the different projects in Mecklenburg-Western Pomerania can be found [here](#).

⁸⁰ Ministerium für Inneres und Europa Mecklenburg-Vorpommern (2020). Jährlicher Durchführungsbericht im Rahmen des Ziels "Investitionen in Wachstum und Beschäftigung". URL: <https://www.europa-mv.de/serviceassistent/download?id=1625896>.

3. ANALYSIS AND CONCLUSIONS

3.1 The socio-economic impacts of renewable energy deployment in Mecklenburg-Western Pomerania

The renewable energy sector is seen as a growth market in Mecklenburg-Western Pomerania; there has been a considerable increase in the sector in the last decade, in terms of amount of companies as well as in terms of created employment. Table 1 gives a short overview over economic indicators that can be found in literature.

Table 1 Economic impacts of the renewable energy sector in Mecklenburg-Western Pomerania – Overview of literature results

	2013	2014	2015	2016	2017	2018
Turnover					3,272 million Euro ⁸¹	
Share of renewables sector BIP		3.6% ⁸²			7.7% ⁸³	

⁸¹ Diekmann, J., Schill W.-P., Püttner, A., Walker, M., Kirrmann, S. & Maier, M. (2019). Politikberatung kompaktVergleich der Bundesländer: Analyse der Erfolgsfaktoren für den Ausbau der Erneuerbaren Energien 2019 – Indikatoren und Ranking. *Deutsches Institut für Wirtschaftsforschung*. URL: https://www.diw.de/de/diw_01.c.698756.de/publikationen/politikberatung_kompakt/2019_0145/vergleich_der_bundeslaender_analyse_der_erfolgsfaktoren_fue_euerbaren_energien_2019_indikator_en_und_ranking_endbericht.html.

⁸² Diekmann, J., Schill W.-P., Püttner, A., Walker, M., Kirrmann, S. & Maier, M. (2019). Politikberatung kompaktVergleich der Bundesländer: Analyse der Erfolgsfaktoren für den Ausbau der Erneuerbaren Energien 2019 – Indikatoren und Ranking. *Deutsches Institut für Wirtschaftsforschung*. URL: https://www.diw.de/de/diw_01.c.698756.de/publikationen/politikberatung_kompakt/2019_0145/vergleich_der_bundeslaender_analyse_der_erfolgsfaktoren_fue_euerbaren_energien_2019_indikator_en_und_ranking_endbericht.html.

⁸³ Diekmann, J., Schill W.-P., Püttner, A., Walker, M., Kirrmann, S. & Maier, M. (2019). Politikberatung kompaktVergleich der Bundesländer: Analyse der Erfolgsfaktoren für den Ausbau der Erneuerbaren Energien 2019 – Indikatoren und Ranking. *Deutsches Institut für Wirtschaftsforschung*. URL: https://www.diw.de/de/diw_01.c.698756.de/publikationen/politikberatung_kompakt/2019_0145/vergleich_der_bundeslaender_analyse_der_erfolgsfaktoren_fue_euerbaren_energien_2019_indikator_en_und_ranking_endbericht.html.

Amount of companies	1,037 ⁸⁴ / 905 ⁸⁵					1,204 ⁸⁶
Share of companies					1.9% ⁸⁷	
Employees	14,710 ⁸⁸		14,870 ⁸⁹			
Share of employees					2.7% ⁹⁰	

⁸⁴ Agentur für erneuerbare Energien (2018). Mecklenburg-Vorpommern – Anzahl der Unternehmen der Erneuerbare-Energien-Branche. URL: https://www.foederal-erneuerbar.de/landesinfo/bundesland/MV/kategorie/unternehmen/auswahl/218-anzahl_der_unternehm/#goto_218. Accessed on: 12.05.2021.

⁸⁵ Laschewski, L., Peters, M., Braun, G., Warszycki, P. (2015). Wertschöpfung im Sektor der erneuerbaren Energien – Studie zur gesamten Wertschöpfung durch die erneuerbare Energien in Mecklenburg-Vorpommern. Hanseatic Institute for Entrepreneurship and Regional Development an der Universität Rostock. Commissioned by the SPD. URL: http://www.spd-fraktion-mv.de/images/Flyer/Lang_Studie_EE_Bericht_gesamt_FINAL.pdf

⁸⁶ Agentur für erneuerbare Energien (2018). Mecklenburg-Vorpommern – Anzahl der Unternehmen der Erneuerbare-Energien-Branche. URL: https://www.foederal-erneuerbar.de/landesinfo/bundesland/MV/kategorie/unternehmen/auswahl/218-anzahl_der_unternehm/#goto_218. Accessed on: 12.05.2021.

⁸⁷ Diekmann, J., Schill W.-P., Püttner, A., Walker, M., Kirrmann, S. & Maier, M. (2019). Politikberatung kompaktVergleich der Bundesländer: Analyse der Erfolgsfaktoren für den Ausbau der Erneuerbaren Energien 2019 – Indikatoren und Ranking. *Deutsches Institut für Wirtschaftsforschung*. URL: https://www.diw.de/de/diw_01.c.698756.de/publikationen/politikberatung_kompakt/2019_0145/vergleich_der_bundeslaender_analyse_der_erfolgsfaktoren_fue_euerbaren_energien_2019_indikator_en_und_ranking_endbericht.html.

⁸⁸ Ulrich, P. & Lehr, U. (2018). Erneuerbar beschäftigt in den Bundesländern – Bericht zur aktualisierten Abschätzung der Bruttobeschäftigung 2016 in den Bundesländern. GWS. Commissioned by the Ministry of Economic Affairs and Energy. https://www.bmwi.de/Redaktion/DE/Publikationen/Studien/erneuerbar-beschaefigt-in-den-bundeslaendern.pdf?__blob=publicationFile&v=8

⁸⁹ Ulrich, P. & Lehr, U. (2018). Erneuerbar beschäftigt in den Bundesländern – Bericht zur aktualisierten Abschätzung der Bruttobeschäftigung 2016 in den Bundesländern. GWS. Commissioned by the Ministry of Economic Affairs and Energy. https://www.bmwi.de/Redaktion/DE/Publikationen/Studien/erneuerbar-beschaefigt-in-den-bundeslaendern.pdf?__blob=publicationFile&v=8

⁹⁰ Diekmann, J., Schill W.-P., Püttner, A., Walker, M., Kirrmann, S. & Maier, M. (2019). Politikberatung kompaktVergleich der Bundesländer: Analyse der Erfolgsfaktoren für den Ausbau der Erneuerbaren Energien 2019 – Indikatoren und Ranking. *Deutsches Institut für Wirtschaftsforschung*. URL: https://www.diw.de/de/diw_01.c.698756.de/publikationen/politikberatung_kompakt/2019_0145/vergleich_der_bundeslaender_analyse_der_erfolgsfaktoren_fue_euerbaren_energien_2019_indikator_en_und_ranking_endbericht.html.

Renewable energy companies in Mecklenburg-Western Pomerania constitute 1.9% of all companies, the highest share of all federal states.⁹¹ The Agency for Renewable Energies calculated, based on data from Creditreform⁹², that there were 1204 companies in the sector in 2018, a number that rose from 1037 companies in 2015, indicating a significant upwards trend.⁹³ A study in 2015 found slightly fewer companies, 905, of which 578 were suppliers or service providers. As is typical for the company structure of Mecklenburg-Western Pomerania, by far the biggest share of companies in the renewable sector have less than ten employees. The study furthermore determined that in the wind sector, companies from all parts of the value chain are located in Mecklenburg-Western Pomerania, and the industry is more export-oriented than other sectors in the state.⁹⁴

In contrast, in the biogas sector and solar sector, just parts of the value chain are represented in the state, mainly missing the production steps of planning, installation and maintenance. However, the biogas sector is directly using substrate derived from own agricultural production and the use of residual waste starts to play a more important role.⁹⁵ Currently, 200 000 ha of agricultural area are used for biomass, equivalent to a share of 20%.⁹⁶

⁹¹ Diekmann, J., Schill W.-P., Püttner, A., Walker, M., Kirrmann, S. & Maier, M. (2019). Politikberatung kompaktVergleich der Bundesländer: Analyse der Erfolgsfaktoren für den Ausbau der Erneuerbaren Energien 2019 – Indikatoren und Ranking. *Deutsches Institut für Wirtschaftsforschung*. URL: https://www.diw.de/de/diw_01.c.698756.de/publikationen/politikberatung_kompakt/2019_0145/vergleich_der_bundeslaender_analyse_der_erfolgsfaktoren_fue_euerbaren_energien_2019_indikator_en_und_ranking_endbericht.html.

⁹² Verband der Vereine Creditreform (2021). Firmenwissen. URL: <https://www.firmenwissen.de/index.html>. Accessed on: 11.05.2021.

⁹³ Agentur für erneuerbare Energien (2018). Mecklenburg-Vorpommern – Anzahl der Unternehmen der Erneuerbare-Energien-Branche. URL: https://www.foederal-erneuerbar.de/landesinfo/bundesland/MV/kategorie/unternehmen/auswahl/218-anzahl_der_unternehm/#goto_218. Accessed on: 12.05.2021.

⁹⁴ Laschewski, L., Peters, M., Braun, G., Warszycki, P. (2015). Wertschöpfung im Sektor der erneuerbaren Energien – Studie zur gesamten Wertschöpfung durch die erneuerbare Energien in Mecklenburg-Vorpommern. Hanseatic Institute for Entrepreneurship and Regional Development an der Universität Rostock. Commissioned by the SPD. URL: http://www.spd-fraktion-mv.de/images/Flyer/Lang_Studie_EE_Bericht_gesamt_FINAL.pdf

⁹⁵ Laschewski, L., Peters, M., Braun, G., Warszycki, P. (2015). Wertschöpfung im Sektor der erneuerbaren Energien – Studie zur gesamten Wertschöpfung durch die erneuerbare Energien in Mecklenburg-Vorpommern. Hanseatic Institute for Entrepreneurship and Regional Development an der Universität Rostock. Commissioned by the SPD. URL: http://www.spd-fraktion-mv.de/images/Flyer/Lang_Studie_EE_Bericht_gesamt_FINAL.pdf

⁹⁶ Ministerium für Energie, Infrastruktur und Digitalisierung Mecklenburg-Vorpommern. (2021). Bioenergie. URL: <https://www.regierung-mv.de/Landesregierung/em/Energie/Biomasse/>. Accessed on: 07.06.2021.

The renewable energy sector has an impact on employment generation in the state. A study shows that in 2016, 2.7% of Mecklenburg-Western Pomeranian employees can be attributed, directly or indirectly, to the renewable energy sector, which is the second highest share among all the federal states.⁹⁷ A study commissioned by the German Ministry for Economic Affairs and Energy found that in total, 14 870 people were employed in the renewable energy sector in the state in 2016, constituting a small increase from 14 710 employees in 2013. More than half of employees were connected to the wind sector (8080), followed by the bio energy sector (5 620), and only a marginal share to the solar sector (960). In relative terms, about 22 out of 1000 people were employed in the renewable energy sector in Mecklenburg-Western Pomerania in 2016, notably more than the German average (8.6), and also more than the mean in the former GDR states (12.6).⁹⁸ It is important to note, however, that those numbers do not include the years 2016, during which the reduction in wind power plant deployment in Germany (see chapter 1.2) led to mass layoffs for several big players in the industry.⁹⁹ Therefore, it is possible that this would also have an effect in Mecklenburg-Western Pomerania, and limit the economic power of the sector to some extent.

The importance of the renewable energy sector also becomes visible when looking at the share that the renewable energy production has on the whole GDP. According to estimates from the DIW on the basis of data from the Federal Statistical Office¹⁰⁰, measures to enable renewable energy deployment create 3

⁹⁷ Diekmann, J., Schill W.-P., Püttner, A., Walker, M., Kirrmann, S. & Maier, M. (2019). Politikberatung kompakt Vergleich der Bundesländer: Analyse der Erfolgsfaktoren für den Ausbau der Erneuerbaren Energien 2019 – Indikatoren und Ranking. *Deutsches Institut für Wirtschaftsforschung*. URL: https://www.diw.de/de/diw_01.c.698756.de/publikationen/politikberatung_kompakt/2019_0145/vergleich_der_bundeslaender_analyse_der_erfolgsfaktoren_fue_euerbaren_energien_2019_indikator_en_und_ranking_endbericht.html.

⁹⁸ Ulrich, P. & Lehr, U. (2018). Erneuerbar beschäftigt in den Bundesländern – Bericht zur aktualisierten Abschätzung der Bruttobeschäftigung 2016 in den Bundesländern. GWS. Commissioned by the Ministry of Economic Affairs and Energy. https://www.bmwi.de/Redaktion/DE/Publikationen/Studien/erneuerbar-beschaefigt-in-den-bundeslaendern.pdf?__blob=publicationFile&v=8

⁹⁹ Keilen, A. (2018). Arbeitsplätze in den Wind geschossen. Die Windmesse im norddeutschen Husum wird vom Negativrekord beim Windkraft-Ausbau überschattet. Damit verbunden sind tausendfache Entlassungen. Doch wieso ist der Aufschrei um Arbeitsplätze in der Erneuerbaren-Branche so viel leiser als in der Kohleindustrie?. *klimareporter*°. URL: <https://www.klimareporter.de/strom/arbeitsplaetze-in-den-wind-geschossen>. Accessed on: 11.05.2021.

¹⁰⁰ Destatis (2019). Wirtschaftsfaktor Umweltschutz 2017: 73.9 Milliarden Euro Umsatz. https://www.destatis.de/DE/Presse/Pressemitteilungen/2019/06/PD19_210_325.html. Accessed on: 05.05.2021.

272 Mio. Euro turnover in Mecklenburg-Western Pomerania, constituting 7.5% of the total GDP. Furthermore, this share increased between 2014 and 2017 by 4.1 percentage points.¹⁰¹ A simulation by Ulrich et al. estimated that the energy transition would make the Mecklenburg-Western Pomeranian economy grow 4.5% in 2030 and 6.3% in 2050 in comparison with the baseline scenario.¹⁰² A study by Sievers and Pfaff confirmed that in the state of Mecklenburg-Western Pomerania, the energy transition will have one of the biggest relative positive effects on its economy until 2030, according to their model. They explain this in part by the weaker economy of the state, which leads to the growth through the renewable sector being more impactful, and by the fact that the fossil fuel for electricity generation was never prevalent in the first place, making the costs of the fossil fuel phase-out negligible.¹⁰³

The development of the renewables industry also has effects on other sectors, one example being the shipbuilding sector. Shipbuilding is a traditional craft in Mecklenburg-Western Pomerania, which is why shipyards are a historic driving force for industrialization in the state.¹⁰⁴ This is also relevant for the offshore wind industry: Mecklenburg-Western Pomeranian shipyards have expanded their repertoire to include parts of offshore plants. For instance, the shipyards in Rostock and Wismar started producing platforms. Thus, the turnover of offshore products in ports also expanded greatly the last decade in Mecklenburg-Western Pomerania: according to the state's energy minister, the volume increased from 19,500 tons in 2009 to 1.3 million tons in 2019. He furthermore pointed out that

¹⁰¹ Diekmann, J., Schill W.-P., Püttner, A., Walker, M., Kirrmann, S. & Maier, M. (2019). Politikberatung kompakt Vergleich der Bundesländer: Analyse der Erfolgsfaktoren für den Ausbau der Erneuerbaren Energien 2019 – Indikatoren und Ranking. *Deutsches Institut für Wirtschaftsforschung*. URL: https://www.diw.de/de/diw_01.c.698756.de/publikationen/politikberatung_kompakt/2019_0145/vergleich_der_bundeslaender_analyse_der_erfolgsfaktoren_fue_erneuerbaren_energien_2019_indikator_en_und_ranking_endbericht.html.

¹⁰² Ulrich, P., Lehr, U., & Lutz, C. (2018). Gesamtwirtschaftliche Effekte der Energiewende in den Bundesländern: Methodische Ansätze und Ergebnisse (No. 2018/05). GWS Research Report. URL: <https://www.econstor.eu/bitstream/10419/206680/1/1043733450.pdf>.

¹⁰³ Sievers, L. & Pfaff, M. (2016). Gesamtwirtschaftliche Nettoeffekte der Energiewende nach Regionen, Wirtschaftszweigen und Einkommensgruppen. Eine modellgestützte Analyse im Rahmen des Projekts „Wirkungen des Ausbaus erneuerbarer Energien (ImpRES)“. Commissioned by the Ministry for Economic Affairs and Energy. URL: https://www.iku-innovationspreis.de/impres-wAssets/docs/Sievers_Pfaff_2016_Gesamtwirtschaftliche_Nettoeffekte_der_Energiewende_nach_Regionen_Wirtschaftszweigen_Einkommensgruppen.pdf.

¹⁰⁴ Landeszentrale für politische Bildung Mecklenburg-Vorpommern (2018). Wirtschaft in Mecklenburg-Vorpommern. URL: <https://politik-mv.de/2018/08/07/wirtschaft-in-mecklenburg-vorpommern/>. Accessed on: 17.05.2021.

the offshore industry's business tax in the year 2019 amounted to 30.3 million Euro.¹⁰⁵

An example of potential negative economic effects of the deployment of renewable energies might be the tourism industry. There are some concerns that the prevalent presence of wind energy plants might negatively affect the attractiveness of tourism destinations. It is difficult to ascertain if these concerns have merit, as scientific research so far is inconclusive. For example, while one survey in the South of Germany found that up to a third of participants would change their destination if feeling disturbed by wind turbines¹⁰⁶ and another one showed that 45% of participants feel disturbed by wind turbines when hiking¹⁰⁷, a study looking at empirical data did not find a decline in tourism as a consequence of wind energy installation.¹⁰⁸ In Mecklenburg-Western Pomerania, there are currently some efforts to combine the sectors, with specific tours and so-called 'wind turbine climbing'.¹⁰⁹

In summary, the renewable energy sector is an important growth factor for the state, as it creates employment and provides economic impulses. Mainly the wind energy sector is benefitting the region economically, as there are production capacities over the whole value chain present in the state. Furthermore, because fossil-fuel based electricity production was never prominent Mecklenburg-Western Pomerania, there are very few economic losses expected in that regard.

¹⁰⁵ Ministerium für Energie, Infrastruktur und Digitalisierung Mecklenburg-Vorpommern (2021). Zehn Jahre „Baltic 1“: Offshore-Windstrom von der Ostsee ist Gewinn für Klimaschutz und M-V. URL: <https://www.regierung-mv.de/Landesregierung/em/Aktuell/?id=169472&processor=processor.sa.pressemitteilung>. Accessed on: 13.05.2021.

¹⁰⁶ Hecker, A. & Senk-Klumpp, K. & Wiesler, M. (2014). Ergebnisse der Umfrage zum Thema: „Tourismus und Energiewandel in Deutschland am Beispiel Schwarzwald – beeinflusst die Aufstellung von Windkraftanlagen die Entscheidung von Urlaubern. URL: <https://docplayer.org/14169012-Ergebnisse-der-umfrage-zum-thema.html>. Accessed on: 03.06.2021.

¹⁰⁷ Thiele, F., Steinmark, C. & Quack, H.-D. (2015). Onlineumfrage zur Akzeptanz von Alagen erneuerbarer Energien in der Landschaft. Ostfalia – Hochschule für angewandte Wissenschaften. URL: <http://docplayer.org/41171524-Wandern-und-windkraftanlagen-auswertung-einer-langzeit-onlineumfrage-im-zeitraum-2013-bis-2015.html>. Accessed on: 04.06.2021.

¹⁰⁸ Renz, K., Fliegenschnee-Jaksch, M. & Moidl, S. (2014). Windkraft und Tourismus – Hintergrundpapier. URL: https://www.nit-kiel.de/wp-content/uploads/2020/07/Tourismuskurzstudie_IG_Windkraft.pdf. Accessed on: 04.06.2021.

¹⁰⁹ Paul, D. & Pfaff, F. (2019). So können Sie auf ein Windrad klettern - Die Energiewende hautnah miterleben: Windkraftanlagen in MV laden Besucher am Wochenende zum Tag der offenen Tür. Diese Orte sind einen Ausflug in windige Höhen wert. URL: <https://www.ostsee-zeitung.de/Nachrichten/MV-aktuell/Ein-Mal-auf-eine-Windanlage-in-MV-steigen>. Accessed on: 07.05.2021.

However, it is difficult to quantify the impact of the renewable energy sector on the overall increase of GDP and positive socio-economic development of Mecklenburg-Western Pomerania. Other sectors, such as the hospitality sector, have seen an increase in gross value added as well, which could also have been a factor in the region's economic growth. Furthermore, the development in the wind sector has been volatile in recent years, which could hamper its economic benefits.

3.2 Key factors that determine renewable energy deployment and the accompanying socio-economic impacts in Mecklenburg-Western Pomerania

There is technical potential, a strong industry and political will on the state level to support the expansion of renewable energy in Mecklenburg-Western Pomerania. However, sluggish permission procedures and local resistance hamper the expansion of the sector and could do so in the future. Additionally, changes in recent years in federal policies and an increasing shortage of skilled workers might be additional factors that could slow down renewable energy expansion.

The Mecklenburg-Western Pomeranian government, a long standing coalition between social democrats (SPD) and the CDU, has confirmed and reconfirmed their commitment to making renewable energies a key sector in the northern state's economy.¹¹⁰ However, a strong focus lies on advancing the wind sector, which leads to a lack of political attention on other forms of renewable energy, such as solar or biomass. This could be one of the factors that leads to the sector not realising its full potential. Additionally, the state has reduced its budget for research on renewable energies and system integration to zero, which might lead to missed opportunities in the future. The government has also been critiqued for insufficient reporting on the progress of renewable energy uptake,¹¹¹ which could lead to insufficient policy development and a reduction in investors' trust.

¹¹⁰ Ministerium für Energie, Infrastruktur und Digitalisierung Mecklenburg-Vorpommern (2015). Energiepolitische Konzeption für Mecklenburg-Vorpommern. URL: <https://www.regierung-mv.de/serviceassistent/download?id=156928>.

¹¹¹ Diekmann, J., Schill W.-P., Püttner, A., Walker, M., Kirrmann, S. & Maier, M. (2019). Politikberatung kompakt Vergleich der Bundesländer: Analyse der Erfolgsfaktoren für den Ausbau der Erneuerbaren Energien 2019 – Indikatoren und Ranking. *Deutsches Institut für Wirtschaftsforschung*. URL: https://www.diw.de/de/diw_01.c.698756.de/publikationen/politikberatung_kompakt/2019_0145/vergleich_der_bundeslaender_analyse_der_erfolgsfaktoren_fuer_erneuerbaren_energien_2019_indikatoren_und_ranking_endbericht.html.

From the technical side, there still is the hurdle of developing an electricity grid that can transmit the load from the renewable energy producing north, including Mecklenburg-Western Pomerania, to the south, where there is a high electricity demand. The necessary expansion of the grid still requires considerable investment efforts as well as the acceptance of the public, which has shown resistance in the past.¹¹² A central project in that regard is 'Südlink', which aims to connect both parts of Germany by 2022 and is considered a Project of Common Interest by the European Commission.¹¹³

The shortage of skilled workers has furthermore been identified as one of the potential barriers for Mecklenburg-Western Pomerania. However, more research is needed to determine to what extent this concerns the renewable energy sector¹¹⁴ (see also 2.1).

Other factors hampering the deployment of wind energy are in line with those affecting Germany as a whole: the changing incentive structure of the EEG¹¹⁵ (see 1.3), complex licensing procedures, as well as increasing local opposition.¹¹⁶

The question of local support has been considered key in the debate around the slowing down of wind energy deployment. According to a recent survey, most Mecklenburg-Western Pomeranians support the energy transition (86%).

¹¹² ZeitOnline (2019). Netzausbau wird wohl teurer als geplant. Wegen des Ausbaus der erneuerbaren Energien sind laut neuem Netzentwicklungsplan zwei weitere Höchstspannungsleitungen notwendig. Dadurch steigen die Kosten deutlich. URL: <https://www.zeit.de/wirtschaft/2019-02/stromerzeugung-erneuerbare-energien-ausbau-stromautobahn-netzentwicklungsplan>. Accessed on: 07.05.2021.

¹¹³ European Commission (2017). Commission delegated regulation (EU) 2018/540 of 23 November 2017 amending Regulation (EU) No 347/2013 of the European Parliament and of the Council as regards the Union list of projects of common interest. URL: https://eur-lex.europa.eu/eli/reg_del/2018/540/oj

¹¹⁴ Laschewski, L., Peters, M., Braun, G., Warszycki, P. (2015). Wertschöpfung im Sektor der erneuerbaren Energien – Studie zur gesamten Wertschöpfung durch die erneuerbare Energien in Mecklenburg-Vorpommern. Hanseatic Institute for Entrepreneurship and Regional Development an der Universität Rostock. Commissioned by the SPD. URL: http://www.spd-fraktion-mv.de/images/Flyer/Lang_Studie_EE_Bericht_gesamt_FINAL.pdf

¹¹⁵ Rueter, G. (2019). Dramatischer Einbruch beim Windausbau: Was läuft schief in Deutschland?. *Deutsche Welle*. URL: <https://www.dw.com/de/dramatischer-einbruch-beim-windausbau-was-l%C3%A4uft-schief-in-deutschland-eeg-windkraft-erneuerbare/a-49076585>. Accessed on: 04.05.2021.

¹¹⁶ Witsch, K., Stratmann, K.(2019). Ausbau der Windkraft bricht ein – Der Neubau von Windrädern ist im Jahresvergleich um 82% gesunken. Die Branche klagt über Genehmigungsstau und fordert einen Krisengipfel. *Handelsblatt*. URL: <https://www.handelsblatt.com/unternehmen/energie/erneuerbare-energien-ausbau-der-windkraft-bricht-dramatisch-ein/24696524.html?ticket=ST-6744000-10FRiQcrZ9F3fFLKdcKf-ap1>. Accessed on: 04.05.2021

However, the share of people indifferent or critical towards the energy transition is among the highest in Germany (14%). Furthermore, the study showed that a significant share of people in Mecklenburg-Western Pomerania would protest against a wind power plant if deemed necessary (45%), a share that is also high in comparison with the rest of Germany and has been increasing since 2017. Nevertheless, only about 3% of people answered that they are currently actively trying to block the installation of a wind power plant.¹¹⁷ This opposition manifests in a variety of ways, including the creation of a political party, dedicated to combatting the deployment of wind energy called 'Free Horizon' (*'Freier Horizont'*). The party was founded by 40 citizens initiatives in 2014.¹¹⁸ Even though the party has received very little public support so far (it obtained 0.8% of votes in the last state elections¹¹⁹) it indicates an increasingly active opposition. The main arguments of people opposing wind power plants are the loss of value of real estate, visual disturbance of the landscape, health impacts through shadows and noise as well as nature protection concerns.¹²⁰ In Mecklenburg-Western Pomerania, especially the red kite, which is endemic in Germany, is oftentimes cited as being endangered by wind turbines.¹²¹ In general, an unfavourable perception seems to be that nearby communities are burdened by the disadvantages of wind energy, while the advantages, such as income and economic development, benefit external actors.¹²²

¹¹⁷ Wolf, I. & Tang, M. (2019). Soziales Nachhaltigkeitsbarometer 2019 – Breite Unterstützung für die Energiewende – aber nicht so, wie sie zurzeit gemacht wird. Institute for Advanced Sustainability Studies. URL: <https://www.iass-potsdam.de/en/node/7058>. Accessed on: 15.05.2021.

¹¹⁸ Focus (2014). Energie – Aktionsbündnis „Freier Horizont“ gegen Ausbau der Windenergie. URL: https://www.focus.de/regional/mecklenburg-vorpommern/energie-aktionsbuendnis-freier-horizont-gegen-ausbau-der-windenergie_id_4292353.html. Accessed on: 05.05.2021.

¹¹⁹ Die Landeswahlleiterin Mecklenburg-Vorpommern. Wahl zum Landtag von Mecklenburg-Vorpommern am 4. September 2016. URL: http://service.mvnet.de/wahlen/2016_land/showHtmlContent.php?folder=2016_land&datei=L_WK9_9.htm.

¹²⁰ Ziekow, J., Barth R., Schütte, S. & Ewen, C. (2014). Konfliktdialog bei der Zulassung von Vorhaben der Energiewende – Leitfaden für Behörden. Konfliktdialog bei Windenergieanlagen. Deutsches Forschungsinstitut für öffentliche Verwaltung, Öko-Insitut e.V., team ewen. URL: https://www.bmu.de/fileadmin/Daten_BMU/Pool/Forschungsdatenbank/fkz_3712_13_101_windenergie_bf.pdf.

¹²¹ Beuting, S. (2019). Greifvogel Rotmilan – Artenschutz als vorgeschobenes Argument gegen Windräder?. Deutschlandfunk. URL: https://www.deutschlandfunk.de/greifvogel-rotmilan-artenschutz-als-vorgeschobenes-argument.697.de.html?dram:article_id=460445. Accessed on: 03.06.2021.

¹²² Ziekow, J., Barth R., Schütte, S. & Ewen, C. (2014). Konfliktdialog bei der Zulassung von Vorhaben der Energiewende – Leitfaden für Behörden. Konfliktdialog bei Windenergieanlagen. Deutsches Forschungsinstitut für öffentliche Verwaltung, Öko-Insitut e.V., team ewen. URL:

There are already measures in place to include the public in planning processes and some options for economic involvement (see 2.2.2.). Economic participation is highly favoured as a measure to increase wind energy acceptance in Mecklenburg-Western Pomerania and participatory processes for wind energy permissions are seen as important by the majority of the population (91%). At the same time, most people (82%) do not feel like they have agency in the energy transition. Thus, the expansion of those options might reduce local resistance to the deployment of renewable energy plants. Furthermore, as 64% of Mecklenburg-Western Pomeranians stated that they think the energy transition would burden them financially,¹²³ it would benefit public approval if the cost of renewable energy deployment would be designed in a way that minimises costs for low income groups. However, this has to be decided on the federal level, through the levy that is determined by the EEG.

A central tool of resistance are lawsuits against wind power plants. Those are based in a variety of arguments, the main one being the concern that nature protection has not been sufficiently taken into account when planning the wind plant. A survey of industry actors found that 15 out of 111 approved wind energy plants were subject to a lawsuit in Mecklenburg-Western Pomerania in 2019.¹²⁴ Central actors in that regard are citizens initiatives, which organize themselves locally, or nature conservation organisations, such as the Nature and Biodiversity Conservation Union Germany (NABU).¹²⁵ The survey also found blocked permission procedures to be another important barrier to the deployment of wind energy. The blocking of permissions is caused by military concerns, as is the case for 38 wind power plants waiting for approval in Mecklenburg-Western Pomerania, or rotating radio beacons, which affects 70 wind power plants in the state. This blocking through lawsuits or delayed permissions procedures

https://www.bmu.de/fileadmin/Daten_BMU/Pool/Forschungsdatenbank/fkz_3712_13_101_windenergie_bf.pdf.

¹²³ Wolf, I. & Tang, M. (2019). Soziales Nachhaltigkeitsbarometer 2019 – Breite Unterstützung für die Energiewende – aber nicht so, wie sie zurzeit gemacht wird. Institute for Advanced Sustainability Studies. URL: <https://www.iass-potsdam.de/en/node/7058>. Accessed on: 15.05.2021

¹²⁴ Quentin, J. (2019). Hemmnisse beim Ausbebau der Windenergie in Deutschland - Ergebnisse einer Branchenumfrage zu Klagen gegen Windenergieanlagen sowie zu Genehmigungshemmnissen durch Drehfunkfeuer und militärische Belange der Luftraumnutzung. In cooperation with the German Wind Energy Association (BWE). URL: https://www.windenergie.de/fileadmin/redaktion/dokumente/pressemitteilungen/2019/20190719_FA_Wind_Branchenumfrage_beklagte_WEA_Hemmnisse_DVOR_und_Militaer.pdf.

¹²⁵ NABU (2019). Schlechte Planung, falsche Standorte – Warum der NABU manchmal gegen Windparkpläne klagt. <https://www.nabu.de/umwelt-und-ressourcen/energie/erneuerbare-energien-energiewende/windenergie/26913.html>. Accessed on: 17.05.2021.

constitutes a big risk for investors, which is why they might refrain from investing and bidding in auctions.¹²⁶

In summary, there is political will to develop the industry and an already established wind industry in Mecklenburg-Western Pomerania. The sector's relative economic importance is higher than in most other German states, and models predict a positive effect of the energy transition on the state's economy in the next decade. However, the political leadership's strong focus on wind energy leaves some of the potential of other forms of renewable energy, such as solar, untouched.

Generally, increasing public resistance and delayed licensing procedures are hampering the success of renewable energy deployment and might increasingly do so in the future. Additionally, policies at federal level and a shortage of skilled workers due to an aging population might further impede renewable energy deployment.

3.3 Key conclusions

- The renewable energy sector has been expanding in Mecklenburg-Western Pomerania during the last decade, albeit at a slowing pace from 2018 onwards. Its relative economic importance is higher than in most other German states, and models predict a positive effect of the energy transition on the state's economy in the next decade.
- Correspondingly, the renewable energy sector has been identified as a growth factor in the region by the Mecklenburg-Western Pomeranian government. Thus, the political leadership especially supports the expansion of onshore and offshore wind energy for the state to become a key electricity producer in Germany. However, while the political focus lies strongly on advancing the wind sector onshore and offshore, Mecklenburg-Western Pomerania does not fully make use of its potential in other renewable sources, especially solar.
- In general, licensing procedures, local resistance and lack of public support are factors that hamper the expansion of the sector and might increasingly do so in the future. Additionally, policies at federal level and a shortage of skilled

¹²⁶ Quentin, J. (2019). Hemmnisse beim Ausbeim der Windenergie in Deutschland - Ergebnisse einer Branchenumfrage zu Klagen gegen Windenergieanlagen sowie zu Genehmigungshemmnissen durch Drehfunkfeuer und militärische Belange der Luftraumnutzung. In cooperation with the German Wind Energy Association (BWE). URL: https://www.wind-energie.de/fileadmin/redaktion/dokumente/pressemitteilungen/2019/20190719_FA_Wind_Branchenumfrage_beklagte_WEA_Hemmnisse_DVOR_und_Militaer.pdf.

workers due to an aging population might further impede renewable energy deployment.

- Public acceptance is one key issue, as support in the region is lower in comparison with other states. The perception of not having agency in the energy transition and not reaping its benefits is prevalent in the region. A key tool to mitigate this issue would be to increase local ownership. This is not a new concept – stipulations in Federal and state law already exist to increase public participation, but due to the manner of implementation and a time lag until benefits for the public manifest, they so far have failed to significantly impact local communities.